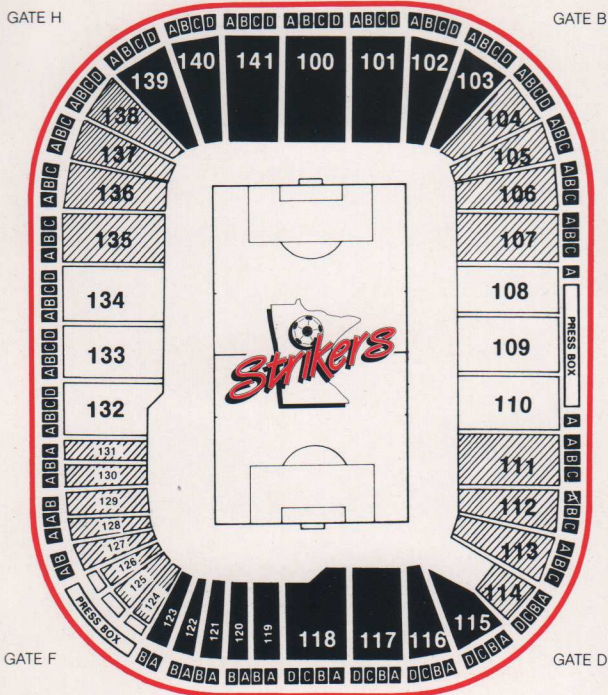


IN 1984
MINNESOTA
RE-ENTERS
THE WORLD



**MEDIA
GUIDE**
1984

TICKET INFORMATION



HUBERT H. HUMPHREY METRODOME

Midfield	\$10.00
Sideline	\$7.00
Goalview	\$4.00

Tickets for all Striker home games are available at all Daytons, Donaldsons, Great American Music and Wax Museum record stores and the Strikers' Ticket Office at 8100 Cedar Ave. S., Suite 115, Bloomington, MN 55420. The Strikers' Ticket Office is open Monday-Friday 8:30 am-6:00 pm and Saturday from 10:00 am-4:00 pm.

Striker Ticket Office

8100 Cedar Ave. S.
Bloomington, MN 55420
612-854-5450
VTDD 612-854-4190

TABLE OF CONTENTS

Ticket Information	Inside Front Cover
Club Directory	2
Minnesota and the Strikers	3
Elizabeth Robbie	4
Tim Robbie	5
David Chadwick	6-7
Striker Staff	8-9
Dan Wood	10
Introducing the Strikers	11-31
John Bain	12
Bob Bolitho	13
Bill Crook	14
Peter Daniel	15
Ken Fogarty	16
Ray Hudson	17
Godfrey Ingram	18
Greg Ion	19
Mike Jeffries	20
Greg Kennedy	21
Brian Kidd	22
Terry Leiendecker	23
Tino Lettieri	24
Dwight Lodeweges	25
Robert Meschbach	26
Bruce Miller	27
Thomas Rongen	28
Craig Scarpelli	29
Carl Strong	30
Alan Willey	31
Strikers in '83	32
'83 Statistics	33
'83 Game-by-Game	34
'83 Playoff Statistics	35
Year-by-Year Results	36-39
Rosters, Numerical and Alphabetical	40-41
All-Time Outdoor Roster	42-43
Striker Top Tens	44-45
Year-by-Year Categorical Leaders	46-47
All-Time Draft	48
Striker All-Stars	49
Coaching Records	49
Multi-Goal Games	50
Club Records	51-54
Five Largest Crowds	53
Strikers Home and Away	53
Home Attendance	54
Month-by-Month	54
Playoff Records	55
Striker Firsts	55
The NASL	56-60
NASL Stadiums	60
Hubert H. Humphrey Metrodome	61
Media Information	62
'84 Broadcast Team	63
Travel Itinerary	64-65
1984 NASL Schedule	66-67
Game Officials	68-69
1983 NASL Leading Scorers/Goalkeepers	70
1983 NASL League Standings	70
1983 Playoff Results	71
1984 NASL Alignment and Playoff Structure	72
The Shootout	73
Condensed Rules of Soccer	74-76
Glossary of Soccer Terms	77-78
1984 Strikers Schedule	Back Cover

CLUB DIRECTORY

MINNESOTA STRIKERS

8100 Cedar Avenue South, Suite 115
Bloomington, Minnesota 55420
Main Telephone: (612) 854-3616
Ticket Office: (612) 854-5450
Telex: 291132 NASL MINN

President	Elizabeth L. Robbie
General Manager	Tim Robbie
Head Coach	David Chadwick
Assistant Coach	Dan Wood
Business Manager	Deborah Huggins
Director of Public Relations	Conrad Smith
Ticket Manager	Daryl Johnson
Assistant Ticket Manager	Daniel Robbie
Director of Community Relations	Alan Merrick
Marketing Representatives	Carey Merritt Tim O'Phelan
Executive Secretaries	Diane Bausman Barbara Goerges
Receptionist	Barbara Anderson
Head Trainer	Gary Smith
Assistant Trainer	Dan Quintavalle
Team Physicians	Dr. Joseph Bocklage, Orthopedist Dr. Sheldon Burns, Family Practitioner March Krotee, PHD, Team Consultant
Stadium	Hubert H. Humphrey Metrodome
Capacity	62,220
Playing Surface	SuperTurf
Dimensions	110 x 70
Division	Western
Team Colors	Red/Yellow/Black



The Minnesota Strikers' 1984 Media Guide was written and compiled by Conrad Smith, Director of Public Relations with assistance from Diane Bausman.

THE MINNESOTA STRIKERS

...The Tradition Continues

Although professional soccer took a temporary leave of absence in Minnesota in 1981, interest in the world's most popular sport never waned. Youth and adult soccer programs continued to grow in record numbers, even after the demise of the Minnesota Kicks.

On November 30, 1983, team owner Elizabeth L. Robbie announced at a press conference at the Amfac Hotel that the Fort Lauderdale Strikers were moving to the Twin Cities. The move was precipitated by the need for improved indoor and outdoor facilities. A research study conducted by the Stanford Research Institute and the past record of professional soccer support in the Twin Cities (the Kicks averaged over 24,000 fans per game in six years in Minnesota) provided positive signs for a long and successful future for professional soccer and the Strikers in the Twin Cities area.

In Fort Lauderdale, the Strikers were traditionally one of the North American Soccer League's (NASL's) powerhouse teams, reaching the playoffs in every year of the club's seven year existence. In 1980, the club reached the NASL championship game (Soccer Bowl '80), only to lose to the New York Cosmos in front of 50,768 fans in Washington's R.F.K. Stadium. On three other occasions (1978, '81 and '82), the Strikers made it to the semi-final round of the NASL playoffs. In 1977, the club's first year as the Strikers, the team posted a 19-7 record (the league's best that year) and played in front of the largest crowd ever to witness a professional soccer game in North America when 77,691 soccer enthusiasts poured into Giants Stadium for a Strikers-Cosmos playoff game on August 14, 1977.

The Strikers have also distinguished themselves by having some of the world's greatest and most popular stars wear the distinctive red, yellow and black Striker colors. Internationally renowned players like Gerd Mueller (the goal scoring demon of West Germany's World Cup-winning 1974 squad), Teofilo "Nene" Cubillas (the "Peruvian Pele" who played for Peru in the World Cup games of 1970, '78 and '82), and flamboyant Irish International George Best head a list of top-notch players that have made significant contributions to the club's success over the last seven seasons.

The Strikers' rich tradition of entertaining, winning soccer established in south Florida, combined with the tremendous popularity professional soccer has earned in the Twin Cities in the past, gives a strong indication that the marriage between Minnesota and the Strikers will be long and prosperous.



North American Soccer League President Howard J. Samuels (left) greets Strikers owner Mrs. Elizabeth Robbie and General Manager Tim Robbie at the press conference announcing the move to Minnesota.

ELIZABETH L. ROBBIE

PRESIDENT



As evidenced by her lengthy tenure as owner and President of the Strikers, Mrs. Elizabeth L. Robbie genuinely believes in the future of professional soccer in the United States. Affectionately known as "The First Lady of Soccer", Mrs. Robbie is entering her twelfth year of ownership involvement in NASL soccer.

Mrs. Robbie first became involved in professional soccer in 1973 when she joined the ownership group of the then-Miami Toros. She gained controlling interest in the club and assumed the title of Managing General Partner in 1976. Mrs. Robbie moved the franchise north to Broward County the following year, renaming the team the Fort Lauderdale Strikers. In 1977, the team's first year in Fort Lauderdale, the Strikers' attendance increased three-fold over the previous year, and Mrs. Robbie was named "Marketing Executive of the Year" by the Sales and Marketing Executives of Fort Lauderdale. The Strikers were a success on the field as well, as they posted the NASL's best record (19-7) in 1977, and then proceeded to make it to post-season tournament competition in each of their seven years in Fort Lauderdale.


With the Twin Cities offering the advantages of both superb indoor and outdoor facilities, a large soccer community eager for another professional soccer franchise and a growing base of youth soccer participation and involvement, Mrs. Robbie's move of the team to Minnesota can only be viewed as a very perceptive business decision.

Mrs. Robbie has long been active in community affairs. Among her many civic activities, she has served on Florida's Health Planning Council under former Governor Reuben Askew and the Community Relations Board of Dade County. Mrs. Robbie has also been honored at a testimonial in her name for the National Asthma Center in Denver.

The mother of nine children, Mrs. Robbie's husband Joe owns the Miami Dolphins of the National Football League. Their son, Tim, is the Strikers' General Manager, while another son, Mike, is the Dolphins' top administrator.

TIM ROBBIE

GENERAL MANAGER



Strikers General Manager Tim Robbie brings a wealth of professional sports management experience to the fresh new look of the Minnesota Strikers. Entering his fourth year as the club's General Manager, Robbie is well suited to oversee the development of the Strikers in the Twin Cities area.

Following the Strikers' 1983 outdoor season, Robbie began making several trips to the Twin Cities to explore the feasibility of relocating the franchise to Minnesota. Robbie was impressed with the enthusiasm for soccer in Minnesota, and on November 30, 1983, the Strikers became the state's newest professional sports franchise.

The youngest General Manager in the North American Soccer League at 28 years-of-age, Robbie's responsibilities include overseeing all of the club's front office activities and team operations. In his many early trips to the Twin Cities, Robbie negotiated stadium leases, established season ticket plans and prices, opened the club's new offices and hired a new local staff.

Robbie's experience in professional sports dates back to 1966, when he began a seven-year stint working in various capacities for the Miami Dolphins of the National Football League. Robbie's first soccer position came in 1976, when he worked in a sales position for the NASL's Miami Toros.

A 1977 graduate of Tulane University, Robbie joined the Strikers in 1978 as the team's Director of Public Relations. After the 1978 season, he was promoted to the position of Assistant General Manager until assuming his current post on October 17, 1980.

Robbie is a member of the NASL's Competition Committee and has taken an active role in the Bloomington, Minneapolis and St. Paul Chambers of Commerce. Single, Robbie resides in Minneapolis.

DAVID CHADWICK

HEAD COACH



The scene was a pre-game strategy talk prior to the Strikers' first 1984 North American Soccer League pre-season match against the Tampa Bay Rowdies. Although Tampa planned to field its first team, the Strikers coach decided to start his draft-choices and free agents. He wanted to see how they would stack up against proven NASL competition. At the end of the meeting, the man at the front of the room paused, looking at the young, eager faces before him. Even though it was an exhibition game, it was the Strikers' name that was being represented on the field. The coach went on to describe the pride and tradition of the Strikers' name, and the honor of putting on a Striker game jersey. No one is more qualified to give such a speech than the Strikers' second-year head coach, David Chadwick.

In only three full seasons of NASL coaching, Chadwick has already won two division titles, one indoor and one outdoor. In addition, Chadwick was a player on the best Fort Lauderdale Striker team ever, the team that in 1977 posted the top record in the league with a 19-7 mark.

An original Striker, Chadwick came to the team prior to the 1977 season, whereupon he was named the team's first captain. Chadwick appeared in 22 games that year, leading the team in assists with eight. Later that season, Chadwick was named as assistant coach by then-head coach Ron Newman. "Chaddy" began the 1978 campaign with the dual role of player/assistant coach, but a knee injury forced him to retire as a player after just one game. Chadwick served as an assistant coach in 1979 as the Strikers earned a playoff spot for the third time in as many years.

Chadwick joined the NASL's Atlanta Chiefs in 1980 and remained there until that team ceased operations on August 28, 1981. Taking over the reins midway through the 1980 outdoor season, Chadwick set his sights on the upcoming indoor season, where he led his charges to a division title with a 13-5 record. The club made it to the semi-final round of the playoffs before being eliminated in a series-deciding mini-game by the Chicago Sting.

During the 1981 outdoor season, the Chiefs became the surprise of the NASL as they improved from a 7-25 mark in 1980 to a 17-15 slate and a Southern Division championship. Atlanta's 17 victories included a streak of 11 straight at home as Chadwick's turn-around Chiefs earned him runner-up honors in the NASL's Coach-of-the-Year balloting.

After spending the 1982 season as head coach of the American Soccer League's Georgia Generals, Chadwick returned to the Strikers as head coach on September 29, 1982. Under Chadwick, the '83 Strikers finished with a 14-16 record, just nine points behind first place Tulsa in the Southern Division.

Chadwick, who was born on August 19, 1943 in Ootacamund, India, first came to the NASL in 1974 as a member of the Dallas Tornado, helping them to a Central Division title with three goals and six assists in 15 games. In 1975, "Chaddy" was named captain of the Tornado and responded with two goals and six assists from his midfield spot. Following his two seasons in Texas, Chadwick was the player/assistant coach (and league all-star) for the Tacoma Tides of the ASL from 1976-77 before his arrival in Fort Lauderdale.

The former English Youth International began his professional career in 1960 with Southampton of the English First Division, staying there until 1966. From '66-'70, he toiled for Middlesbrough of the Second Division and was named that club's Player-of-the-Year in 1966. He also earned Player-of-the-Year honors at his next club, Halifax (1970) during a three-year tenure there. Chadwick also played for Bournemouth (1972-74) and Gillingham Town (1974-75) before beginning his stateside career in the NASL.

Chadwick and his wife Judy live in Bloomington with their three children, Andrew (13), Jenny (9) and Katie (1).

CHADWICK'S OUTDOOR COACHING RECORD

(Regular Season)

Year	Club	Won	Lost	Tied
1980	Atlanta (NASL)	2	14	0
1981	Atlanta (NASL)	17	15	0
1982	Georgia (ASL)	12	7	4
1983	Strikers (NASL)	14	16	0
TOTALS		45	52	4

CHADWICK'S NASL PLAYING RECORD

Year	Club	GP	MIN	SH	FL	G	A	TP
1974	Dallas	15	1322	40	10	3	6	12
1975	Dallas	20	1686	26	14	2	6	10
1977	Strikers	22	1590	34	17	2	8	12
1978	Strikers	1	27	0	2	0	0	0
TOTALS		58	4625	100	43	7	20	34

STRIKERS



Conrad Smith
Public Relations Director



Deborah Huggins
Business Manager



Daryl Johnson
Ticket Manager



Daniel Robbie
Assistant Ticket Manager



Alan Merrick
Community Relations Dir.



Gary Smith
Head Trainer

STAFF



Carey Merritt
Marketing Representative



Tim O'Phelan
Marketing Representative



Diane Bausman
Executive Secretary



Barbara Goerges
Executive Secretary




Dan Quintavalle
Assistant Trainer



Barbara Anderson
Receptionist

DAN WOOD

ASSISTANT COACH



An integral part of the Strikers coaching department is 37-year-old assistant coach, Dan Wood. The only American-born coach in the North American Soccer League, Wood re-joins the NASL after a three-year absence. In his present duties, Wood serves as director of player personnel, evaluating the amateur, college and professional ranks, is the NASL draft coordinator, and scouts upcoming opponents.

Wood began his coaching career in the college ranks for Cornell University in 1969. Taking over the head coaching position in 1971, Wood directed Cornell to five consecutive NCAA post-season appearances. The Big Red reached the semi-finals in 1972 and the quarter-finals in 1975.

In 1976, Wood's reputation earned him the head coaching job with the Tacoma Tides of the American Soccer League. One of his first moves was to hire David Chadwick as captain and player-assistant coach.


In the fall of 1977, Wood was hired to be the assistant coach of the NASL's Colorado Caribous. Wood was quickly promoted to head coach and general manager before the team was purchased by Ted Turner, who moved the franchise to Atlanta. Atlanta's first indoor season was a successful one under Wood, as the Chiefs completed the indoor campaign with the league's best record (10-2), winning the division championship in 1979-80.

Wood has been living in Florida, working as the resident pro at an indoor soccer facility in Orlando and has been playing on two Florida professional golf circuits. Wood was first hired by the Strikers in March of '83 as a head scout.

**INTRODUCING
THE STRIKERS**



8 JOHN BAIN



Position _____ Midfielder
Height _____ 5'7"
Weight _____ 164
Date of Birth _____ 6/23/57
Birthplace _____ Glasgow, Scotland
Citizenship _____ Scotland

1983: played in 24 games, the fewest of his six year career . . . scored two goals and four assists for eight total points . . . both goals came in 3-2 defeat of Team America on 5/18 . . . assisted winning goal in 7/27 victory over Tulsa . . . in Trans-Atlantic Challenge Cup, assisted on first three goals in 4-2 win against Sao Paulo of the Brazilian First Division.

CAREER: acquired by Strikers in April of '84 in three player trade with the Golden Bay Earthquakes . . . a durable, hard working player . . . only 27 years old, has already played in 177 NASL league games . . . ranked twenty-sixth in all-time NASL scoring with 147 points . . . first came to NASL in 1978 where he spent the next five seasons with the Portland Timbers . . . is Timbers' all-time leading scorer with 44 goals and 51 assists for 139 points . . . was team's leading scorer four consecutive years from 1979-'82 . . . scored the only two hat tricks in Portland's nine-year history . . . played all 12 indoor games in 1979-80 season for Minnesota Kicks . . . was team's second leading scorer with 10 goals and 11 assists, behind current teammate Alan Willey . . . has scored on 13 of 16 penalty kick attempts since joining the NASL . . . originally obtained on loan from Bristol City of English First Division . . . played for Scotland's Under-21 and Under-18 National Teams . . . signed first professional contract in 1972 for Bristol.

PERSONAL: married to Darcy . . . has one son, Brendon (1) . . . likes to play tennis on off-days . . . took English courses at Normandale Junior College in Bloomington while with the Kicks . . . was a fan favorite at Portland.


NASL STATS

Year	Club	GP	GS	MIN	SH	FL	G	A	TP
1978	Portland	25	25	2,287	40	22	6	3	15
1979	Portland	29	29	2,700	45	30	8	11	27
1980	Portland	32	32	2,956	66	33	7	14	28
1981	Portland	27	25	2,330	59	15	11	12	34
1982	Portland	32	32	2,491	60	27	12	11	35
1983	Seattle	24	17	1,701	19	11	2	4	8
TOTALS		169	160	14,465	289	138	46	55	147

PLAYOFFS

Year	Club	GP	GS	MIN	SH	FL	G	A	TP
1978	Portland	5	5	457	5	5	1	2	4
1981	Portland	3	3	270	1	0	0	2	2
TOTALS		8	8	727	6	5	1	4	6

24 BOB BOLITHO



Position _____ Defender
 Height _____ 5'9"
 Weight _____ 165
 Date of Birth _____ 7/20/52
 Birthplace _____ Victoria, B.C., Canada
 Citizenship _____ Canada

1983: played more than 20 games for seventh consecutive year . . . a starter in 25 regular season matches . . . also played both playoff games . . . had strong season as wing defender . . . recorded 10 assists, his career high . . . trailed only Hudson and Cubillas in team's assist table . . . only goal was game-winner in 3-2 victory over Chicago on 7/20 . . . had two multiple assist games in 3-2 win over Tampa on 7/9 and 5-3 loss to Golden Bay on 8/17 . . . had winning assist in 2-1 win over Tampa on 8/24 . . . assisted on four of five consecutive games in August.

CAREER: was acquired by the Strikers on January 30, 1981 in deal with Tulsa Roughnecks . . . had excellent '82 season, starting 22 games with three goals and four assists . . . won inaugural Jim Billings Award, given to Striker who best displayed "courage and leadership on and off the field" . . . had three game winning assists in '82 . . . played every minute of all six Striker player games that year . . . was only one of two Strikers to start all 38 regular season and playoff games in '81 . . . in 1980, saw action in 11 games for Vancouver before being traded to Tulsa on July 11 and started in the Roughnecks' remaining 12 games . . . was a mainstay on the Whitecap team that defeated Tampa Bay in Soccer Bowl '79, notching eight assists in 27 games . . . debuted in the NASL in 1977, signing with Vancouver . . . scored career-high four goals in rookie season of '77 . . . held off on turning pro until age 24 in order to fulfill goal of representing his country in the Olympics . . . has made a total of 35 international appearances for Canada . . . played for Canada in World Cup qualifying in 1976, '80, and '81 . . . also represented Canada in the 1975 Pan American Games . . . was slated to play for Canada's 1984 Olympic Qualifying Team, but suffered quad strain before series.

PERSONAL: married to Susan . . . a true outdoorsman, loves camping, fishing, hiking, cycling and canoeing . . . an accomplished Pente player . . . favorite TV shows are soaps, All My Children and General Hospital . . . nickname is "Buff".


NASL STATS

Year	Club	GP	GS	MIN	SH	FL	G	A	TP
1977	Vancouver	20	15	1,270	32	22	4	2	10
1978	Vancouver	29	29	2,650	25	34	0	7	7
1979	Vancouver	27	22	2,144	34	28	0	8	8
1980	Van./Tulsa	23	18	1,806	22	16	2	2	6
1981	Strikers	32	32	2,899	35	52	2	3	7
1982	Strikers	22	22	1,913	16	26	3	4	10
1983	Strikers	25	25	2,269	21	42	1	10	12
TOTALS		178	163	14,951	185	220	12	36	60

PLAYOFFS

Year	Club	GP	GS	MIN	SH	FL	G	A	TP
1977	Vancouver	1	0	23	1	2	0	0	0
1978	Vancouver	3	3	270	3	6	0	1	1
1979	Vancouver	7	3	413	1	10	0	2	2
1980	Tulsa	2	2	180	3	6	0	0	0
1981	Strikers	6	6	507	10	12	0	1	1
1982	Strikers	6	6	552	7	6	2	1	5
1983	Strikers	2	2	191	4	8	0	1	1
TOTALS		27	22	2,136	29	50	2	6	10

22 BILL CROOK



Position _____ Defender
Height _____ 6'0"
Weight _____ 175
Date of Birth _____ 4/3/64
Birthplace _____ Santa Cruz, California
Citizenship _____ United States

1983: acquired by Strikers in dispersal draft of Seattle Sounders . . . strong, hard working young American . . . played in 13 games with eight starts . . . first start was on 4/30 in 2-0 defeat of Strikers . . . saw action in five consecutive games in July and played last two games of season against San Diego and Golden Bay.

CAREER: selected by Seattle in second-round of 1982 player draft . . . did not start playing soccer until the fifth grade . . . played on amateur level with Kent Timbers from 1974-82 . . . 1974 team won division championship . . . Timbers won Kent Challenge Cup in 1977-78 and finished first in Pike's Peak Invitational in 1980 . . . won Challenge Cup again in 1981 . . . was named tournament's runner-up Most Valuable Player . . . was a member of Washington State's Select Team for two years . . . played high school ball at Kent-Meridian and was voted team MVP in '81 and captain in '82 . . . was a member of Sounders' 1982 Soccer Bowl team that lost to New York in San Diego on September 18.

PERSONAL: single . . . graduated from Kent-Meridian High School in June of '83 . . . wrestled in three different weight classes in junior high school . . . biggest soccer thrill was winning state championship at age 17 . . . has seven brothers and sisters . . . enjoys music of the Rolling Stones, Beatles and Van Halen . . . has seen every James Bond film released.

NASL STATS

Year	Club	GP	GS	MIN	SH	FL	G	A	TP
1982	Seattle	0	0	0	0	0	0	0	0
1983	Seattle	13	8	826	6	11	0	0	0
TOTALS		13	8	826	6	11	0	0	0

QUICK QUIZ: What current North American Soccer League team does the Strikers have the best record against?

Answer: Golden Bay Earthquakes, 10 wins, two losses

19 PETER DANIEL



Position _____ Midfielder
Height _____ 5'9"
Weight _____ 158
Date of Birth _____ 12/12/55
Birthplace _____ Hull, England
Citizenship _____ England

1983: signed a multi-year contract with Strikers on April 19, 1984 . . . flexible performer can play midfield and on defense . . . great vision and superb ball control skills . . . scouted by teammate Brian Kidd during NASL off-season while playing for Wolverhampton Wanderers of English First Division.


CAREER: has spent the last seven years at Wolverhampton, where he led Wanderers to League Cup Championship in 1980-81 season defeating Nottingham Forest 1-0 . . . played over 350 league matches there . . . led Wolverhampton to F.A. Cup semi-final in 1979-80 . . . played for hometown team, Hull City from September '73 to August of '78 when he was transferred to Wolverhampton for a \$350,000 transfer fee . . . saw action in over 250 league games for Second Division Hull City . . . has seven 'caps', playing for England's National Under-21 team.

PERSONAL: married to Pamela with one son, Christopher (3) . . . expecting second child in November . . . also played cricket in high school . . . began playing soccer the day he could walk . . . father is a butcher in England . . . hates coffee and tea . . . has visited Italy, Sweden, Norway, Finland, Yugoslavia, Belgium and Denmark in his professional career . . . nickname is "Barney".

QUICK QUIZ: Name the current Minnesota Strikers who have led their NASL outdoor teams in scoring.

Answer: John Bain- Portland Timbers 1979, '80, '81, '82
Godfrey Ingram- San Jose Earthquakes 1982
Brian Kidd- Atlanta Chiefs 1982;
Stickers 1983
Alan Willey- Minnesota Kicks 1976, '77, '78, '79; Montreal Manic 1982, '83

7 KEN FOGARTY



Position _____ Defender
Height _____ 5'8"
Weight _____ 170
Date of Birth _____ 1/25/55
Birthplace _____ Manchester, England
Citizenship _____ England

1983: named club's Defender-of-the-Year for second consecutive season ... started in 21 games, logging just under 2,000 minutes ... fractured right foot in San Diego July 27 and missed remainder of season ... awarded Jim Billings Award as player best displaying "courage and leadership on and off the playing field" ... three assists came in back-to-back victories against Golden Bay on 6/29 and Toronto on 7/4 ... two against Golden Bay included assist on Brian Kidd's game-winning goal ... vocal central defender who keeps team together.

CAREER: signed by Strikers prior to the 1979 season ... has played in over 100 Striker games ... started 24 games for Strikers with four assists in 1982 ... assisted on Robert Meschbach's game-winning goal in 4-2 win at Tulsa on 5/29/82 ... injury-plagued year in 1981 limited his play to 19 starts in '81 ... underwent two knee surgeries that off-season ... was leader of Strikers' defense in club's march to Soccer Bowl '80, appearing in 27 games ... in Striker debut season of '79, played 10 games before being sidelined for remainder of regular season with a broken leg ... came to Strikers from England's Stockport County after appearing in over 250 matches there ... was loaned back to Stockport by the Strikers for the 1979-80 English League season ... first played in the United States in 1976 for Los Angeles Skyhawks of the American Soccer League under former Striker coach Ron Newman ... was selected to the First Team ASL All-Star squad that year.

PERSONAL: single ... an avid reader ... has broad knowledge of varying subjects ... also the team prankster ... favorite TV show is 60 Minutes ... favorite actors include Woody Allen and Robert Duvall ... wide variety of musical tastes range from jazz to new wave ... nickname is "Foggy".

NASL STATS

Year	Club	GP	GS	MIN	SH	FL	G	A	TP
1979	Strikers	10	10	883	2	17	0	0	0
1980	Strikers	27	27	2,509	6	60	1	2	4
1981	Strikers	19	19	1,752	6	36	0	1	1
1982	Strikers	24	24	2,135	8	48	0	4	4
1983	Strikers	21	21	1,936	9	47	0	3	3
TOTALS		101	101	9,215	31	208	1	10	12

PLAYOFFS

Year	Club	GP	GS	MIN	SH	FL	G	A	TP
1979	Strikers	1	1	90	0	4	0	0	0
1980	Strikers	7	7	549	0	13	0	0	0
1981	Strikers	1	1	33	1	2	0	0	0
1982	Strikers	0	0	0	0	0	0	0	0
1983	Strikers	0	0	0	0	0	0	0	0
TOTALS		9	9	672	1	19	0	0	0

4 RAY HUDSON



Position _____ Midfielder
 Height _____ 5'11"
 Weight _____ 165
 Date of Birth _____ 3/24/55
 Birthplace _____ Newcastle, England
 Citizenship _____ England

1983: had sparkling season, setting club record for most assists (22) in a single season . . . at one stretch, notched an assist in seven consecutive games, another club record . . . his 22 assists ranked second in the league behind New York's Vladislav Bogicevic . . . currently ranked third in all-time NASL assist table . . . started in all 30 games, playing more minutes than any other field player . . . had three two-assist games beating New York on 5/4, Toronto on 7/4 and San Diego on 8/14 . . . voted team's Most Valuable Player and Offensive Player-of-the-Year . . . capped off season by being named to the NASL's Honorable Mention All-Star squad.

CAREER: spent past winter in Germany playing for former coach Eckhard Krautzun's Union Solingen F.C. . . . is now the only remaining original Striker . . . has helped club to seven consecutive playoff appearances . . . is Strikers' all-time leader in games played, minutes and assists . . . was limited to 22 games in 1982 due to various nagging injuries . . . played in only 16 games in '81 due to knee injury, but still placed second in team scoring with three goals and 10 assists . . . led team to Soccer Bowl '80 with 11 goals and a club record 18 assists to earn Second Team All-NASL honors . . . finished as club's leading playoff scorer in '80 with five goals (two game-winners) and four assists in seven games . . . notched seven goals and eight assists in 29 matches in 1978, helping the Strikers to the American Conference finals . . . honored with Second Team NASL All-Star selection in '78 . . . was a loan player from Newcastle United of the English First Division in Strikers' debut season of 1977.

PERSONAL: married Joan Anastasiou in traditional Greek wedding in Miami on December 17, 1983 . . . has aspirations to be a sports journalist when playing days are over . . . hobbies include reading and playing video games . . . extremely superstitious . . . nickname is "Rocky".


NASL STATS

Year	Club	GP	GS	MIN	SH	FL	G	A	TP
1977	Strikers	25	25	2,163	51	38	4	3	11
1978	Strikers	29	29	2,560	54	50	7	8	22
1979	Strikers	23	23	1,943	53	34	6	13	25
1980	Strikers	31	31	2,832	82	57	11	18	40
1981	Strikers	16	16	1,382	38	27	3	10	16
1982	Strikers	22	22	1,843	38	29	6	10	22
1983	Strikers	30	30	2,735	35	40	5	22	32
TOTALS		176	176	15,458	351	275	42	84	168

PLAYOFFS

Year	Club	GP	GS	MIN	SH	FL	G	A	TP
1977	Strikers	2	2	164	6	3	0	1	1
1978	Strikers	5	5	477	11	7	0	3	3
1979	Strikers	2	2	180	1	3	0	0	0
1980	Strikers	7	7	701	20	11	5	4	14
1981	Strikers	4	4	257	4	5	0	3	3
1982	Strikers	6	6	520	7	8	2	2	6
1983	Strikers	2	2	191	3	1	1	1	3
TOTALS		28	28	2,490	52	38	8	14	30

10 GODFREY INGRAM



Position _____ Forward
Height _____ 5'7"
Weight _____ 150
Date of Birth _____ 10/26/59
Birthplace _____ Luton, England
Citizenship _____ England

1983: completed best season yet, accumulating 41 points on 15 goals and 11 assists . . . ranked second in scoring for Earthquakes and eighth overall in the NASL . . . his 41 points placed him in league's top 10 scoring for second consecutive year . . . had three-assist game on 7/13 in 5-2 win over Seattle . . . scored game winning goal in overtime against Montreal on 7/27 and both goals in 2-1 defeat of Tulsa on 8/6 . . . scored two goals and one assist vs. Chicago on 8/13, including game-winner in overtime . . . scored a goal in five consecutive games in club's late season drive for the playoffs.

CAREER: acquired by Strikers in trade with Golden Bay in April '84 . . . a quick, dangerous goal scorer . . . led Earthquakes in scoring in '82 with 17 goals and three assists for 37 points . . . those 17 goals tied him for fourth among NASL players last season . . . scored six game-winning goals and had four two-goal games . . . was named Honorable Mention All-Star in '82 . . . an excellent indoor player . . . has scored 72 goals and 37 assists in 70 indoor games over past two seasons . . . scored hat trick in first indoor game ever against St. Louis on 12/3/82 . . . placed sixth in scoring in recent indoor season with 38 goals and 25 assists in 32 games . . . was on the New York Cosmos' roster in 1979 as a loan player, but only saw action in one game against Dallas on 6/10/79 . . . joined Earthquakes from Luton Town of English Second Division . . . signed first professional contract at 16 for Luton, where he played for six seasons . . . played for the English Schoolboy National Team as an amateur . . . had nine appearances and won Most Valuable Player award in '75 to lead Schoolboys to European championship.

PERSONAL: married to Anna . . . missed three games last season attending wedding ceremony in England . . . easy going personality . . . is terrific working with children at camps and clinics.


NASL STATS

Year	Club	GP	GS	MIN	SH	FL	G	A	TP
1979	New York	1	1	45	0	0	0	0	0
1982	San Jose	31	31	2,802	109	22	17	3	37
1983	Golden Bay	27	24	2,264	71	32	15	11	41
TOTALS		59	56	5,111	180	54	32	14	78

PLAYOFFS

Year	Club	GP	GS	MIN	SH	FL	G	A	TP
1983	Golden Bay	4	3	192	6	0	0	1	1
TOTALS		4	3	192	6	0	0	1	1

14 GREG ION



Position _____ Midfielder
Height _____ 5' 10"
Weight _____ 157
Date of Birth _____ 3/12/63
Birthplace _____ Vancouver,
 British Columbia
Citizenship _____ Canada

1983: purchased by Strikers prior to Montreal Manic dispersal draft . . . started in eight of 11 games logging 836 minutes . . . started four of five playoff games, including two victories that eliminated New York from post-season competition . . . toured with Canada's National Olympic Team.

CAREER: considered one of North America's finest young midfielders . . . played nine games for Portland Timbers his rookie year in 1982 . . . was first-round draft choice of Timbers in 1981, but missed entire season with knee injury suffered only days after signing . . . perennial all-star in British Columbia youth circles . . . torn knee ligaments limited his play in 1982 . . . played for Under-16 and Under-18 British Columbia teams that won national crowns . . . while in high school, trained with Leicester City in England on two occasions . . . selected to represent Canada in 1984 Olympic qualifying competition.

PERSONAL: single . . . played rugby and basketball in high school . . . lists biggest soccer thrill as his first NASL game assisting on two goals in 3-1 victory over San Diego . . . father; Gordie Ion, also played for Canadian National Team . . . enjoys Chinese food . . . favorite movies are Rocky and ET.

NASL STATS

Year	Club	GP	GS	MIN	SH	FL	G	A	TP
1981	Portland	0	0	0	0	0	0	0	0
1982	Portland	9	4	448	9	4	0	3	3
1983	Montreal	11	8	836	6	5	0	2	2
TOTALS		20	12	1,284	15	9	0	5	5


PLAYOFFS

Year	Club	GP	GS	MIN	SH	FL	G	A	TP
1983	Montreal	4	4	281	1	0	0	0	0
TOTALS		4	4	281	1	0	0	0	0

QUICK QUIZ: Which current Striker has been named to the most North American Soccer League All-Star teams?

Answer: Midfielder Ray Hudson with four (1978, 1980, 1982 and 1983)

16 MIKE JEFFRIES



Position _____ Defender
 Height _____ 5'9"
 Weight _____ 160
 Date of Birth _____ 5/20/62
 Birthplace _____ Lynn, Massachusetts
 Citizenship _____ United States

1983: concluded a spectacular scholastic soccer career at Duke University winning the Hermann Trophy Award, given to the country's top collegiate performer . . . Strikers acquired rights in trade that sent defender Dan Canter to New York . . . was first-round draft choice of Cosmos, and the third player selected overall . . . signed one-year contract in February of '84 . . . named NCAA First Team All-American in senior year . . . team finished season with 18-2-2 record, allowing opponents only 14 goals . . . played in National Sports Festival in Colorado Springs, Colorado . . . a Rhodes Scholar candidate, Jeffries earned a 3.65 grade point average majoring in Electrical Engineering and Public Policy . . . a first-round draft choice of MISL's Buffalo Stallions.

CAREER: Most Valuable Player of 1982 Duke team that lost to Indiana University 2-1 in NCAA National Championship . . . played all 158 minutes of match that went into eight overtimes . . . his Duke teams won Atlantic Coast Conference titles in 1980 and '82 . . . set Duke record starting in 89 consecutive games . . . former high school All-American at Walt Whitman High in Bethesda, Maryland . . . high school team won state AA championship in 1979-80 . . . high school and college teams combined for a 106-19-9 record over seven years.

PERSONAL: single . . . enjoys reading suspense novels and watching old movies . . . favorite TV series is Mission Impossible . . . musical favorites include Bruce Springsteen, Neil Young and Bob Dylan.

DUKE UNIVERSITY STATS

Year	Club	Games	Goals	Assists	Total Points
1980	Duke University	22	7	4	18
1981	Duke University	20	6	5	17
1982	Duke University	25	6	5	17
1983	Duke University	22	5	2	12
TOTALS		89	24	16	64

QUICK QUIZ: Goalkeeper Tino Lettieri puts his stuffed parrot, Ozzie II, in his net before every game for good luck. What happened to Ozzie I?

Answer: His original stuffed parrot, Ozzie I, was stolen after the Vancouver-Strikers game in Fort Lauderdale on April 24, 1983.

17 GREG KENNEDY



Position _____ Defender
Height _____ 5'9"
Weight _____ 145
Date of Birth _____ 3/5/62
Birthplace _____ Tampa, Florida
Citizenship _____ United States

1983: was the Strikers' first round draft choice in 1984 amateur draft and fifth player selected overall . . . finished impressive collegiate career captaining Indiana University's NCAA Division I National Championship team . . . as the team leader on defense, Kennedy and his forces shut out Columbia University 1-0 for the national title . . . his team finished the year with a 21-1-4 record.

CAREER: while at Indiana, Kennedy's teams compiled an 84-10-6 record . . . in '82, played in 25 games, including all 159 minutes of the eight overtime final match, defeating Duke University 2-1 to claim title to the NCAA Division I national crown . . . while at Indiana, received First Team All-Mideast honors and was named to the Indiana Classic All-Tournament team . . . received Best Defender award in Big 10 Tournament . . . a resident of Golden Valley, he attended Robbinsdale High School . . . named Best Offensive Player in 1978 and '79 while at Robbinsdale . . . a Regional All-American, Kennedy was selected to the All-State and All-Conference all-star teams . . . named the top high school soccer player in the state of Minnesota his senior year.

PERSONAL: single . . . lists winning the '82 national championship as his biggest soccer thrill to date . . . favorite food is crab legs . . . enjoys both jazz and rock music . . . owns a pet toy poodle, Toby . . . favorite all-time movie is "The Good, the Bad and the Ugly".

INDIANA UNIVERSITY STATS

Year	Club	Games	Goals	Assists	Total Points
1980	Indiana	22	3	4	10
1981	Indiana	13	2	2	6
1982	Indiana	25	0	2	2
1983	Indiana	25	0	3	3
TOTALS		85	5	11	21

QUICK QUIZ: What was the Strikers' largest home attendance going into their 1984 regular season?

Answer: 21,039 people witnessed the Strikers/Cosmos pre-season match at the Dome April 21, 1984.

11 BRIAN KIDD



Position _____ Forward
Height _____ 6'0"
Weight _____ 180
Date of Birth _____ 5/29/49
Birthplace _____ Manchester, England
Citizenship _____ England

1983: had terrific season leading Strikers in scoring with 18 goals and three assists for 39 points . . . has now been club's leading goal scorer the last two years . . . led entire NASL with seven game-winning goals . . . only two-time winner of NASL Player-of-the-Week award . . . missed nine games with strained knee ligaments in early part of season . . . came into true form on July 30 and scored 11 goals and two assists in last nine games . . . scored four goals in 5-0 blanking of Tampa on 8/31 . . . shared third place in most goals (18) with New York's Giorgio Chinaglia.

CAREER: purchased by Strikers from England's Bolton Wanderers in January of 1982 . . . selected as club's '82 Offensive Player-of-the-Year . . . his fifteen goals were best on team . . . has incredible 0.77 goals per game average scoring 71 goals in 55 games . . . missed nine games with iliac bone fracture . . . had four game-winning goals and 4 multiple goal games . . . notched a hat trick in first regular season appearance in Fort Lauderdale on 4/17 . . . initial NASL season was in 1981 for Atlanta Chiefs . . . had a remarkable season, finishing third in league scoring with 22 goals (six game-winners) and eight assists in 27 games for the division-winning Chiefs . . . was runner-up to New York's Giorgio Chinaglia for NASL's Most Valuable Player award and was voted to the First Team All-Star squad . . . led the league with nine multiple goal games and, during one stretch, scored 16 goals in 11 games . . . has spent majority of sparkling career in the English First Division . . . had 15 goals in 30 appearances for Second Division Bolton from 1979-80 . . . scored 18 goals in 40 games for Everton during 1978-79 season . . . played for Manchester City from 1976-78 with 44 goals in 97 league matches . . . finished third in First Division scoring for the 1976-77 campaign with 22 goals . . . prior to stint with City, toiled from 1974-76 for Arsenal, registering 32 goals in 77 games . . . runner-up in First Division scoring race in 1974-75 with 23 goals . . . initially signed at age 15 with famed Manchester United side, cracking first team lineup just three years later . . . made two appearances for England's National Team in 1970 . . . had 12 appearances for England's Under-23 side and 15 for that country's National Youth Team

PERSONAL: married to Margaret . . . has three children, son Mark (11) and daughters Claire (9) and Gemma (3) . . . hobbies include golf and fishing . . . favorite singers include Johnny Mathis and Nat King Cole . . . nickname is "Kiddo".

NASL STATS

Year	Club	GP	GS	MIN	SH	FL	G	A	TP
1981	Atlanta	27	27	2,471	135	58	22	8	52
1982	Strikers	23	23	2,019	90	33	15	6	36
1983	Strikers	21	21	1,945	98	46	18	3	39
TOTALS		71	71	6,435	323	137	55	17	127

PLAYOFFS

Year	Club	GP	GS	MIN	SH	FL	G	A	TP
1981	Atlanta	2	2	187	7	2	1	0	2
1982	Strikers	5	5	326	8	4	1	1	3
1983	Strikers	2	2	191	3	7	0	1	1
TOTALS		9	9	704	18	13	2	2	6

13 TERRY LEIENDECKER



Position _____ Goalkeeper
Height _____ 6'4"
Weight _____ 195
Date of Birth _____ 1/30/62
Birthplace _____ Des Moines, Iowa
Citizenship _____ United States

1983: completed four-year collegiate stint at St. John's University with a combined 41-11-9 record . . . set all-time collegiate mark with 44 shutouts . . . led school to Minnesota Intercollegiate Athletic Conference Championship with 11 win, four loss record . . . named All-Conference, All-District and All-Midwest Region.

CAREER: signed amateur contract with Strikers for outdoor season on April 19, 1984 . . . was highly touted as one of the best netminders in the country . . . was invited to Strikers' 1984 pre-season camp in Florida after impressive showing at open tryout at the Dome on March 10 . . . had a clean slate in Florida not allowing a goal in one complete match and three one-half duties . . . led St. John's to first Division III conference championships in 1982 . . . team was runner-up in '81 and '80 . . . St. John's reached NAIA region semi-finals two years and finished '83 season ranked sixth in NCAA Midwest Region . . . named NAIA All-American in '82 . . . played in amateur ranks for Cardinals in 1980 and for Bozos in '81-'84 . . . that team won Minnesota State Amateur Challenge Cup two consecutive years in '82 and '83.

PERSONAL: single . . . moved with family to St. Louis Park when he was two months old . . . enjoys working with children . . . played basketball in high school . . . collects coins . . . loves pizza and Italian food.

WON-LOSS RECORD AT ST. JOHN'S UNIVERSITY

Year	School	Won	Lost	Tied
1980	St. John's	7	2	3
1981	St. John's	11	2	2
1982	St. John's	12	3	4
1983	St. John's	11	4	0
TOTALS		41	11	9

QUICK QUIZ: Which current Striker has played in more North American Soccer League post-season matches?

Answer: Ray Hudson, 28 games.

1 TINO LETTIERI



Position _____ Goalkeeper
 Height _____ 5'8"
 Weight _____ 165
 Date of Birth _____ 9/27/57
 Birthplace _____ Torito Bari, Italy
 Citizenship _____ Canada

1983: led all goalkeepers for the second consecutive year with a miraculous 0.87 goals against average, the lowest GAA in NASL history of goalkeepers playing more than 2,000 minutes . . . his league leading 11 shutouts was the highest single season mark since 1970 . . . compiled a 22-6 record leading Vancouver to league's best overall record . . . an expert in the shootout, only allowed four of 14 attempts . . . voted North American Player-of-the-Year . . . named to NASL's Second All-Star Team and *Soccer America's* First Team.

CAREER: purchased from Whitecaps and inked three-year contract with Strikers on 2/29/84 . . . has established himself as NASL's premier goalkeeper . . . in two seasons with Vancouver, compiled a 40-15 record with 15 shutouts and a 1.04 goals against average . . . signed his first pro contract with Minnesota Kicks in 1977 and after earning starting role, became regular 'keeper through 1981 season . . . posted seven shutouts in 10 games in '78 with remarkable 0.63 GAA . . . stopped two penalty kicks within 10 minutes in '78 playoff game against Tulsa . . . an accomplished indoor goalkeeper, led NASL with 3.62 GAA for Kicks in 1980-81 indoor season . . . has appeared in NASL playoffs seven consecutive years . . . played for Canadian Olympic Team in '76 Montreal Olympics . . . veteran member of Canada's World Cup team . . . selected to Canada's 1984 Olympic Qualifying Team.

PERSONAL: single . . . born in Italy, and moved to Montreal with family when he was three months old . . . loves parrots . . . owns a Yellow Naped Amazon, Ozzie, and a cockatiel, Whistler . . . mascot is stuffed parrot, Ozzie II, which he puts in net before each game . . . turned down numerous college hockey scholarships to play soccer . . . an accomplished Italian cook . . . his stuffed parrots were the hottest selling Christmas items in Vancouver after Cabbage Patch Dolls . . . nickname is "Roman Pony".


NASL STATS

Year	Club	GP	GS	MIN	SV	GA	SO	GAA
1977	Minnesota	4	2	244	7	3	1	1.10
1978	Minnesota	12	10	1,003	55	7	7	0.63
1979	Minnesota	16	15	1,378	91	25	2	1.63
1980	Minnesota	31	31	2,806	191	44	2	1.41
1981	Minnesota	25	24	2,241	134	43	5	1.73
1982	Vancouver	27	27	2,507	130	34	4	1.23
1983	Vancouver	28	28	2,594	159	25	11	0.87
TOTALS		143	137	12,773	767	181	32	1.28

PLAYOFFS

Year	Club	GP	GS	MIN	SV	GA	SO	GAA
1977	Minnesota	1	1	90	8	1	0	1.00
1978	Minnesota	4	4	300	19	7	1	2.10
1979	Minnesota	2	2	195	13	4	0	1.85
1980	Minnesota	2	2	180	9	3	0	1.50
1981	Minnesota	4	4	365	17	7	1	1.73
1982	Vancouver	3	3	270	25	7	1	2.33
1983	Vancouver	3	3	270	15	5	1	1.67
TOTALS		19	19	1,670	106	34	4	1.83

2 DWIGHT LODEWEGES



Position _____ Defender
Height _____ 6'1"
Weight _____ 175
Date of Birth _____ 10/26/57
Birthplace _____ Turner Valley, Canada
Citizenship _____ Canada

1983: acquired in straight cash deal prior to Montreal Manic dispersal draft last November . . . one of Montreal's most consistent players . . . started in 29 of 30 games . . . scored game winner in 4-0 win over Chicago on 9/3 . . . had impressive playoff performance . . . named #1 Star-of-the-Game in 1-0 contest, eliminating New York from playoffs on 9/12 . . . again named #1 Star, scoring game's only goal in last two minutes of 9/26 blanking of Tulsa . . . named to NASL North American All-Star Team.

CAREER: considered one of the finest defenders in the NASL . . . played first four years for Edmonton Drillers from 1979-82 . . . has averaged just under 2,000 minutes in each of his first five seasons . . . was six for six in penalty kicks in 1980 . . . added seven assists the same year . . . spent early years in Holland playing professionally for First Division Go-Ahead Eagles . . . was a member of Holland's National Under-23 Team . . . has dual citizenship having been born in Canada, but has Dutch parentage.

PERSONAL: married to Betsy . . . has one daughter, Danielle (3) . . . enjoys reading and playing golf . . . speaks English, Dutch and German fluently . . . plans to enter father's nursery business after soccer career . . . nicknamed "Dutchie".

NASL STATS

Year	Club	GP	GS	MIN	SH	FL	G	A	TP
1979	Edmonton	30	30	2,741	22	36	1	4	6
1980	Edmonton	32	32	1,734	27	50	7	7	21
1981	Edmonton	23	22	1,922	11	48	2	2	6
1982	Edmonton	11	11	846	6	16	0	1	1
1983	Montreal	29	29	2,578	27	92	1	6	8
TOTALS		125	124	9,821	93	242	11	20	42


PLAYOFFS

Year	Club	GP	GS	MIN	SH	FL	G	A	TP
1980	Edmonton	4	4	317	3	1	0	1	1
1983	Montreal	5	5	447	6	20	1	0	2
TOTALS		9	9	764	9	21	1	1	3

QUICK QUIZ: The Strikers will attempt to break their longest losing streak to one team this season. What club has defeated the Strikers in their last eight outings?

Answer: The 1983 NASL Champions, Tulsa Roughnecks.

18 ROBERT MESCHBACH



Position _____ Forward
Height _____ 5'9"
Weight _____ 165
Date of Birth _____ 6/17/59
Birthplace _____ Galt, Ontario, Canada
Citizenship _____ United States

1983: saw action in 14 games, mostly coming off the bench to provide second-half spark . . . finished with two goals and two assists for six points . . . scored goal in 2-1 win over Toronto on 7/4 . . . both assists were against New York on 5/8 in his first start of the season . . . speedy, dangerous player who's especially effective on artificial turf.

CAREER: first-round selection of Strikers in 1980 amateur draft . . . finished fifth in team scoring in '82 with seven goals and four assists . . . at one point, scored five goals in seven games as a starter substituting for the injured Brian Kidd . . . trained with England's Preston North End in winter of '82 . . . had a banner rookie year in '81 finishing fourth in NASL Rookie-of-the-Year balloting . . . saw action in 27 games (nine starts) with four goals and five assists . . . highlight of inaugural season came in game against Tampa Bay when he assisted on Gerd Mueller's game-tying goal, then notched the overtime winner . . . scored both goals in 2-1 victory at Montreal . . . is the third leading scorer in Indiana University history with 61 goals and 17 assists . . . earned First Team All-American honors as a senior and was a finalist for the prestigious Hermann Trophy . . . owns the single season goal-scoring record at Indiana with 27, set during senior season . . . led the perennial powerhouse Hoosiers to the NCAA Finals twice, both times losing to the University of San Francisco . . . picked to play in the 1980 Senior Bowl, but was unable to appear due to IU's NCAA tournament games . . . Hoosier teammates included Rudy Glenn and Charlie Fajkus of Chicago, Angelo DiBernardo of New York, and Tampa Bay's Gregg Thompson . . . was a member of the 1977 U.S. Olympic Team and the 1981 Olympic Developmental Team . . . scored 105 goals in two years at Chicago's Gordon Tech High School.

PERSONAL: married to Suzi . . . hobbies include watching and playing jai alai, jogging, collecting Old West artifacts and following the stock market . . . soccer career has taken him to England, Germany, Austria, Greece, Jamaica, Haiti, Trinidad, Chile and Peru . . . owns two Quaker Dwarf parrots named Max and Erma . . . nickname is "Mesch".

NASL STATS

Year	Club	GP	GS	MIN	SH	FL	G	A	TP
1981	Strikers	27	9	1,160	43	13	4	5	13
1982	Strikers	23	13	1,475	51	9	7	4	18
1983	Strikers	14	3	414	13	5	2	2	6
TOTALS		64	25	3,049	107	27	13	11	37

PLAYOFFS

Year	Club	GP	GS	MIN	SH	FL	G	A	TP
1981	Strikers	3	0	63	1	0	0	0	0
1982	Strikers	2	0	18	0	0	0	0	0
TOTALS		5	0	81	1	0	0	0	0

25 BRUCE MILLER



Position _____ Midfielder
Height _____ 5' 10"
Weight _____ 170
Date of Birth _____ 5/23/57
Birthplace _____ Vancouver, B.C., Canada
Citizenship _____ Canada

1983: had most successful and productive year to date . . . doubled his career playing minutes (2501) as well as goals (four) and assists (six) . . . used principally as defender, but also played key midfield role . . . chosen as Honorable Mention All-Star . . . scored both goals plus shootout goal in 8/14 victory in San Diego . . . Strikers won five of six games in which he assisted on a goal . . . set club record with 74 fouls . . . played fourth most minutes of any Striker, seeing action in all but one match.

CAREER: signed after impressive showing in 1982 free agent tryout camp . . . versatile player, has played all three field positions, including forward, his position in college . . . did not play for any NASL club in 1981, partially due to Canadian national team commitments . . . had been set to go to Tulsa midway through the '81 season, but signing deadline had already passed . . . from 1978-80, played for the NASL's Seattle Sounders . . . saw action in four regular season matches in 1980 with one game-winning assist before being sidelined for 12 weeks with a punctured lung and two broken ribs . . . rejoined the Sounders for the playoffs and appeared in two post-season games . . . played in 13 games for Seattle in 1979 with only goal beating San Jose 1-0 and being selected as NASL Goal-of-the-Week . . . appeared in seven games with one goal in 1978 rookie campaign . . . before arriving in NASL, played for the Pegasus amateur team in Canada . . . among his appearances for Canadian National Team are recent Olympic qualifying games against Costa Rica and Cuba . . . played for Canada in World Cup qualifying in Honduras in fall of '81 . . . in 1974, at age 17, became the youngest player to ever represent Canada in international competition (vs. Cuba) . . . was an all-conference choice in both of his seasons at Vancouver's Simon Fraser University . . . helped lead Simon Fraser to NIAA championship in 1976 and runner-up spot in '75.

PERSONAL: biggest soccer thrill was playing for Canada in front of 110,000 people in Mexico . . . hobbies include playing tennis and basketball . . . favorite TV shows are 60 Minutes, Hill Street Blues and All My Children . . . nicknamed "Goose".

NASL STATS

Year	Club	GP	GS	MIN	SH	FL	G	A	TP
1978	Seattle	7	3	476	21	12	1	0	2
1979	Seattle	13	7	777	23	16	1	0	2
1980	Seattle	4	0	161	4	6	0	1	1
1982	Strikers	10	5	521	5	12	0	1	1
1983	Strikers	29	27	2,501	27	74	4	6	14
TOTALS		63	42	4,436	80	120	6	8	20

PLAYOFFS

Year	Club	GP	GS	MIN	SH	FL	G	A	TP
1978	Seattle	1	1	90	2	0	0	0	0
1980	Seattle	2	0	24	0	0	0	0	0
1982	Strikers	6	6	548	8	7	2	0	4
1983	Strikers	1	1	90	0	9	0	0	0
TOTALS		10	8	752	10	16	2	0	4

6 THOMAS RONGEN



Position _____ Midfielder
Height _____ 6'0"
Weight _____ 170
Date of Birth _____ 10/31/56
Birthplace _____ Amsterdam, Holland
Citizenship _____ Holland

1983: passed the 10,000 career minute mark playing 2471 minutes, his single season high . . . filled in as central defender, starting in 28 of 30 games . . . a tough and durable competitor, played most of second half of season with a fractured rib . . . assisted on five goals including game-tying and game-winning tallies against Tampa on 6/4 . . . also assisted game-winning goal at Team America on 9/3 . . . scored game-winning shootout goal in San Diego on 8/14, breaking three-game road losing streak.

CAREER: was acquired by Strikers in December, 1980 dispersal draft of Washington Diplomats . . . played in 27 games in each of his first two seasons with the Strikers . . . played in nine games for the 1980-81 indoor Strikers immediately after reporting to the club . . . split the 1980 season between Los Angeles and Washington, appearing in a total of 20 games with four assists . . . first came to the NASL in 1979 with pre-season inking with the L.A. Aztecs . . . started all 30 regular season games for the Aztecs, finishing fifth on the club in scoring with six goals and five assists . . . scoring credits in '79 included a career-high four-point game and assists on a trio of game-winning goals . . . his teams have always made the playoffs . . . began career in Holland with Amsterdam's Blue-White Club and the Amsterdam Football Club . . . notched 50 goals and 80 assists for A.F.C. in 200 games . . . has made 25 appearances for the Dutch Olympic Team and scored the winning goal for them against Germany in 1976 . . . holds a degree in teaching from the University of Amsterdam and Holland's Central Institute of Sports.

PERSONAL: married to Kimberly . . . four "children" are cats — three Magpies and one Red Manx . . . is very interested in Special Olympics, giving many hours of time to that organization . . . was chosen as Florida's Professional Athlete of the Year by Special Olympics for his commitment and dedication . . . the holder of a USSF "A" coaching license, would like to be a soccer coach when playing days are over . . . has a Masters Degree in Physical Education . . . musical favorites include The Stray Cats, David Bowie, and Men At Work . . . nickname is "The Blade".

NASL STATS

Year	Club	GP	GS	MIN	SH	FL	G	A	TP
1979	L.A.	30	30	2,353	39	74	6	5	17
1980	L.A./Wash.	20	16	1,392	27	42	0	4	4
1981	Strikers	27	22	2,065	18	69	2	3	7
1982	Strikers	27	20	1,935	11	43	1	3	5
1983	Strikers	29	28	2,471	5	73	1	5	7
TOTALS		133	116	10,216	100	301	10	20	40

PLAYOFFS

Year	Club	GP	GS	MIN	SH	FL	G	A	TP
1979	L.A.	2	2	144	3	3	0	0	0
1980	Washington	1	1	15	0	0	0	0	0
1981	Strikers	6	6	540	2	15	0	0	0
1982	Strikers	1	1	95	0	2	0	0	0
1983	Strikers	2	2	191	0	4	0	0	0
TOTALS		12	12	985	5	24	0	0	0

00 CRAIG SCARPELLI



Position _____ Goalkeeper
Height _____ 5' 11"
Weight _____ 170
Date of Birth _____ 9/17/61
Birthplace _____ Long Branch,
New Jersey
Citizenship _____ United States

1983: was part of backup goalkeeping tandem that did not see a minute of regular season action . . . however, made impressive showing in three international exhibitions . . . notched 2.33 goals against average winning one of three contests . . . allowed only one goal in 3-1 victory over Brazilian First Division XV Jau on 5/25 . . . two losses were to England's Manchester City 4-2 on 5/28 and Medellin from Colombia 2-0 on 8/10 . . . compiled 3-1 pre-season record, including 2-1 win over Toronto in which he stopped Ace Ntsoelengoe's penalty kick attempt.

CAREER: signed with Strikers on 2/7/83 after spending winter season with St. Louis Steamers of MISL . . . played the '82 outdoor season with the Georgia Generals of the American Soccer League under current head coach David Chadwick . . . saw action in 16 games for Generals, posting a 1.89 GAA . . . was third-round draft choice of Chicago Sting in 1981 . . . attended the University of Tampa for three years . . . was a member of the 1981 Spartan squad that captured the NCAA Division II national championship with a 15-0-3 record . . . played for the U.S. National Youth Team in the Junior World Cup in Australia, thus missing most of 1981 collegiate season . . . in '80, helped lead University of Tampa to a 13-3 mark, appearing in 14 games with six shutouts and a sparkling 0.73 GAA . . . was named to the All-South team that season . . . has made a total of 35 appearances for National Youth Team.


PERSONAL: married Elizabeth Herdt on September 24, 1983 in St. Louis . . . enjoys new wave and reggae music . . . favorite musician is the late Bob Marley . . . TV favorites include Rockford Files, Hill Street Blues and Cheers . . . nickname is "Scarps".

QUICK QUIZ: The Strikers have been known for their high scoring offense. In the past seven years, how many goals have both teams averaged per game?

- a). 2.7 b). 3.7 c). 4.5 d). 5.1

Answer: b). 3.7

12 CARL STRONG



Position _____ Midfielder
Height _____ 5'10"
Weight _____ 170
Date of Birth _____ 1/21/58
Birthplace _____ Washington, D.C.
Citizenship _____ United States

1983: versatile player brought in by Strikers coach David Chadwick, who coached him in Atlanta . . . played in six games without scoring . . . a "utility man", can play any field position . . . at only 26 years-of-age, already has played over 100 North American Soccer League games in six seasons.

CAREER: selected by Strikers in the October 27, 1982 Portland Timbers dispersal draft . . . played in eight games in the Timbers' final season in '82 . . . initially broke into league in 1978 with the Colorado Caribous, then went with club when franchise shifted to Atlanta . . . played in all 32 games for the 1981 Chiefs that rebounded from a 7-25 record in '80 to capture the '81 Southern Division crown (17-15) . . . had a goal and five assists that season, scoring against Tampa Bay in a 5-4 Atlanta win . . . was also a member of the Chiefs' 1980-81 indoor division winners . . . saw action in 28 games for Atlanta in 1980 with a goal and three assists . . . in 1979, the club's first season in Atlanta, played in 25 games with two goals and three assists . . . majority of '79 scoring totals came on July 18, notching a pair of goals plus two assists in 5-1 win over Edmonton . . . rookie season of '78 included eight appearances for Colorado . . . had signed with Caribous after sophomore year at James Madison (Va.) University . . . notched 10 goals and seven assists in last year at Madison . . . earned All-South honors in both collegiate seasons . . . was a member of the 1976 Annandale (Va.) Boys Club Select Team that captured the McGuire Cup, symbolic of the United States' Under-19 amateur championship . . . began touring with that team at age 12.

PERSONAL: engaged to marry Chris Miskel on September 29, 1984 in New Jersey . . . rates winning the 1981 Southern Division title while with Atlanta as his greatest soccer thrill . . . hobbies include tennis, golf, basketball and going to the movies . . . dislikes flying . . . favorite TV show is Cheers.

NASL STATS

Year	Club	GP	GS	MIN	SH	FL	G	A	TP
1978	Colorado	8	3	308	3	1	0	1	1
1979	Atlanta	25	13	1,254	13	15	2	3	7
1980	Atlanta	28	23	2,051	18	24	1	3	5
1981	Atlanta	32	31	2,705	29	50	1	5	7
1982	Atlanta	8	5	520	5	8	0	1	1
1983	Stickers	6	0	122	0	4	0	0	0
TOTALS		107	75	6,960	68	102	4	13	21

PLAYOFFS

Year	Club	GP	GS	MIN	SH	FL	G	A	TP
1981	Atlanta	1	1	45	0	0	0	0	0
1983	Stickers	0	0	0	0	0	0	0	0
TOTALS		1	1	45	0	0	0	0	0

9 ALAN WILLEY



Position _____ Forward
 Height _____ 5' 11"
 Weight _____ 163
 Date of Birth _____ 10/18/56
 Birthplace _____ Houghton Le Spring,
 England
 Citizenship _____ England

1983: was acquired by the Strikers in a straight cash deal prior to dispersal of Montreal Manic players last November . . . led Montreal in goals, assists, shots and most minutes played . . . only Manic to play in all 30 games . . . scored 13 goals and 12 assists, his most productive season since 1979 . . . set personal record of 12 assists . . . scored a goal and an assist in 4-2 victory in first round of playoffs eliminating Cosmos . . . never went more than two games without scoring a point.

CAREER: at only 27 years of age, is the NASL's all-time active leading goal scorer . . . an eight-year NASL veteran, has accumulated 272 points on 114 goals and 44 assists . . . has had seven three-goal games and 16 two-goal games . . . only one of 10 players to score more than 200 points . . . was among league's top 10 scorers four consecutive years from 1976-1979 . . . has never missed the playoffs in eight seasons . . . played last three seasons in Montreal scoring 34 goals and 21 assists . . . sold to Montreal after spending five years in Minnesota . . . all-time Kicks leader in goals with 80, and total points, 183 . . . scored five goals in a single playoff game against New York . . . played for Middlesbrough from 1973-76 prior to arrival in States . . . made two appearances for England's National Youth Team.

PERSONAL: married to Jane . . . has two children, son Graeme (3) and daughter Andrea (1) . . . an avid hockey, baseball and football fan . . . would have chosen a hockey career if not a professional soccer player . . . enjoys music of Michael Jackson and Culture Club . . . favorite TV shows are General Hospital and Rockford Files . . . nicknamed "Woody"


NASL STATS

Year	Club	GP	GS	MIN	SH	FL	G	A	TP
1976	Minnesota	23	23	1,992	94	30	16	7	39
1977	Minnesota	20	20	1,764	69	28	14	1	29
1978	Minnesota	30	30	2,703	114	32	21	3	45
1979	Minnesota	29	29	2,582	117	34	21	7	49
1980	Minnesota	26	22	2,050	79	33	7	5	19
1981	Minnesota	6	4	412	10	2	1	0	2
1981	Montreal	21	21	1,726	46	14	6	2	14
1982	Montreal	29	26	2,471	73	38	15	7	37
1983	Montreal	30	30	2,745	93	68	13	12	38
TOTALS		214	205	18,445	695	279	114	44	272

PLAYOFFS

Year	Club	GP	GS	MIN	SH	FL	G	A	TP
1976	Minnesota	2	2	180	4	3	0	0	0
1977	Minnesota	2	2	181	8	3	0	0	0
1978	Minnesota	4	4	300	13	7	7	0	14
1979	Minnesota	2	2	196	4	1	0	0	0
1980	Minnesota	2	0	42	2	0	0	0	0
1981	Montreal	6	6	530	17	8	3	4	10
1982	Montreal	3	3	275	9	2	2	0	4
1983	Montreal	5	5	480	16	11	1	1	3
TOTALS		26	24	2,184	73	35	13	5	31

STRIKERS '83



STRIKERS 1983 STATISTICS

Player	GP	GS	MIN	SH	FL	C/E	PK	SO	G	A	TP
Brian Kidd	21	21	1945	98	46	1/0	1/1	1/2	18	3	39
Branko Segota	30	30	2640	142	49	2/0	0/1	0/2	13	9	35
Ray Hudson	30	30	2735	35	40	5/0	0/0	0/1	5	22	32
Teofilo Cubillas	22	21	1823	48	26	0/0	0/0	1/1	8	12	28
Bruce Miller	29	27	2501	27	74	4/0	0/0	2/2	4	6	14
Roger Davies	18	13	1342	39	39	4/0	0/0	0/1	3	7	13
Bob Bolitho	25	25	2269	21	42	2/0	0/0	0/1	1	10	12
Ricardo Villa	19	19	1590	26	67	5/0	0/0	0/0	3	4	10
Thomas Rongen	29	28	2471	5	73	2/0	0/0	1/1	1	5	7
Robert Meschbach	14	3	414	13	5	0/0	0/0	0/0	2	2	6
Keith Weller	13	5	655	10	16	2/0	0/0	0/0	1	2	4
Steve Wegerle	19	9	938	10	8	0/0	0/0	0/2	0	4	4
Ken Fogarty	21	21	1936	9	47	3/0	0/0	0/0	0	3	3
Colin Fowles	19	18	1488	4	43	2/0	0/0	0/0	0	1	1
Alexander Szatmari	6	5	474	13	15	1/0	0/0	0/0	0	1	1
Tony Whelan	15	14	1224	3	13	0/0	0/0	1/1	0	0	0
Mike Walsh	11	10	867	10	27	2/0	0/0	0/0	0	0	0
Carl Strong	6	0	122	0	4	0/0	0/0	0/0	0	0	0
Tom Groark	1	1	90	0	3	0/0	0/0	0/0	0	0	0
Ernst Jean-Baptiste	2	0	40	0	0	0/0	0/0	0/0	0	0	0
Gordon Dallas	1	0	23	0	1	0/0	0/0	0/0	0	0	0

TOTALS	30	30	2761	513	638	35/0	1/2	6/14	59	91	209
OPPONENTS	30	30	2761	575	514	27/1	4/6	7/13	61	82	204

Overall record:	14-16	Home attendance:	162,340
Home:	10-5	Average:	10,823
Away:	4-11	Road attendance:	173,183
		Average:	11,545

Goalkeeper Statistics

Player	GP	GS	MIN	SHS	SVS	PK	SO	SH	GLS	GAA
Jan van Beveren	30	30	2761	575	185	4/6	7/13	3	61	1.98
Opponents	30	30	2761	513	150	1/2	6/14	5	59	1.92

Team Statistics

Scoring by Periods	1	2	OT	SHO	T	OG	CK	OFF
Strikers	28	30	1	1	60	0	199	163
Opponents	26	33	2	2	63	0	197	175



'83 GAME-BY-GAME

Date	Game	Score	Attendance	Scoring
4/24	at Vancouver	0-3 L	16,171	—
4/30	SEATTLE	0-2 L	13,017	—
5/4	NEW YORK	4-1 W	13,741	Davies (Hudson, Miller), Cubillas (Davies), Weller (Segota, Hudson), Cubillas (Fowles, Davies)
5/8	at New York	2-3 L (OT)	25,134	Rongen (Hudson, Meschbach), Segota (Meschbach)
5/11	VANCOUVER	0-1 L	9,436	—
5/21	MONTREAL	2-1 W	9,591	Segota (Miller, Cubillas), Miller (unassisted)
6/1	at Chicago	1-2 L	5,114	Segota (Szatmari)
6/4	TAMPA BAY	4-3 W	11,047	Cubillas (unassisted), Cubillas (Hudson), Cubillas (Rongen, Segota), Segota (Rongen, Wegerle)
6/8	at Tulsa	1-2 L (OT)	7,499	Cubillas (Davies, Hudson)
6/12	at Team America	1-2 L (SO)	50,108	Kidd (Segota, Wegerle)
6/18	SAN DIEGO	2-0 W	9,523	Segota (Villa, Hudson), Kidd (Cubillas, Segota)
6/23	at Toronto	2-3 L	4,924	Hudson (Cubillas), Meschbach (Villa, Hudson)
6/25	TULSA	1-2 L (SO)	8,499	Segota (Cubillas)
6/29	GOLDEN BAY	3-2 W	7,224	Hudson (Kidd, Fogarty), Kidd (Hudson, Miller), Kidd (Fogarty, Wegerle)
7/4	TORONTO	2-1 W (OT)	15,789	Meschbach (Fogarty, Hudson), Kidd (Davies, Hudson)
7/9	at Tampa Bay	3-2 W	8,319	Villa (Hudson), Villa (Bolitho), Hudson (Bolitho)
7/12	at Montreal	2-3 L	6,489	Davies (Hudson), Davies (Bolitho, Rongen)
7/16	TEAM AMERICA	3-2 W	13,792	Cubillas (Segota), Villa (Hudson, Miller), Kidd (Davies)
7/20	CHICAGO	3-2 W	10,450	Kidd (Cubillas, Hudson), Cubillas (Bolitho), Bolitho (Villa, Davies)
7/23	at Tulsa	2-3 L	11,134	Segota (Hudson), Segota (Cubillas, Villa)
7/27	at San Diego	0-3 L	4,340	—
7/30	GOLDEN BAY	3-1 W	9,657	Hudson (unassisted), Kidd (Hudson, Miller), Kidd (Wegerle, Weller)
8/5	TEAM AMERICA	2-4 L	10,736	Segota (Cubillas), Kidd (Segota, Bolitho)
8/14	at San Diego	3-2 W (SO)	4,580	Miller (Hudson), Miller (Bolitho, Hudson)
8/17	at Golden Bay	3-5 L	10,808	Kidd (Miller, Bolitho), Segota (Hudson), Hudson (Bolitho, Weller)
8/20	at Seattle	0-3 L	6,065	—
8/24	at Tampa Bay	2-1 W	5,780	Segota (Kidd, Cubillas), Kidd (Bolitho, Hudson)
8/27	TULSA	2-4 L	12,814	Segota (Hudson), Kidd (Rongen, Davies)
8/31	TAMPA BAY	5-0 W	7,024	Kidd (Cubillas), Kidd (Bolitho, Segota), Kidd (Hudson, Segota), Kidd (PK), Segota (Kidd, Cubillas)
9/3	at Team America	2-0 W	6,718	Kidd (Rongen, Cubillas), Miller (Segota, Cubillas)

1983 PLAYOFF STATISTICS

Player	GP	GS	MIN	SH	FL	C/E	G	A	TP
Roger Davies	2	1	117	8	6	0/0	3	0	6
Ray Hudson	2	2	191	3	1	1/0	1	1	3
Teofilo Cubillas	1	1	74	0	2	0/0	0	1	1
Ricardo Villa	2	2	191	0	10	0/0	0	1	1
Colin Fowles	2	2	186	0	5	0/0	0	1	1
Bob Bolitho	2	2	191	4	8	1/0	0	1	1
Brian Kidd	2	2	191	3	7	1/0	0	1	1
Tony Whelan	2	2	191	1	6	0/0	0	1	1
Thomas Rongen	2	2	191	0	4	0/0	0	0	0
Mike Walsh	2	2	191	0	5	0/0	0	0	0
Branko Segota	2	1	106	4	3	1/0	0	0	0
Bruce Miller	1	1	90	0	9	0/0	0	0	0
TOTALS	2	2	191	23	66	4/0	4	7	15
OPPONENTS	2	2	191	28	32	3/1	7	8	22

Overall record: 0-2 Home attendance: 8,873
 Home: 0-1 Road attendance: 7,826
 Away: 0-1

Goalkeeper Statistics

Player	GP	GS	MIN	SHS	SVS	SO	GLS	GAA
Jan van Beveren	2	2	191	28	8	0	7	3.30
Opponent	2	2	191	23	7	0	4	1.88

Team Statistics

Scoring by Periods	1	2	OT	SO	T	OG	CK	OFF
Strikers	3	1	0	0	4	0	8	22
Opponent	1	5	1	0	7	1	15	16

PLAYOFF GAME-BY-GAME

Date	Game	Score	Attendance	Scoring
9/6	@ Tulsa	2-3 L(OT)	7,826	Hudson (Cubillas, Bolitho) Davies (Villa, Fowles)
9/10	Tulsa	2-4 L	8,873	Davies (Hudson) Davies (Whelan, Kidd)

QUICK QUIZ: Who won the first North American Soccer League championship in 1968?
Answer: Atlanta defeated San Diego 3-0 in the deciding game on September 28, 1968.

YEAR-BY-YEAR RESULTS

1982 (Won 18, Lost 14)

Date	Opponent	Score	Attendance
4/3	at Jacksonville	1-3 L	8,925
4/10	at Tampa Bay	3-2 W	25,390
4/17	Jacksonville	4-2 W	19,020
4/24	Montreal	1-0 W	11,908
4/28	New York	2-1 W	17,951
5/1	at Toronto	4-3 W (SO)	6,589
5/5	Tampa Bay	2-3 L	15,205
5/9	Seattle	2-1 W	11,166
5/15	at San Jose	2-0 W	12,520
5/19	at Edmonton	1-2 L (SO)	5,067
5/23	at New York	2-3 L	18,710
5/26	Edmonton	2-1 W	10,145
5/29	at Tulsa	4-2 W	14,182
6/2	at Portland	0-3 L	5,888
6/5	Portland	1-0 W	10,276
6/9	at Tampa Bay	2-4 L	15,211
6/12	Chicago	2-1 W	11,237
6/15	at Montreal	2-6 L	15,243
6/19	at San Diego	3-1 W	6,247
6/26	San Jose	3-2 W	12,276
6/30	at Chicago	0-2 L	6,392
7/4	Tulsa	3-2 W (OT)	18,124
7/8	at Tulsa	1-3 L	15,476
7/10	Toronto	3-2 W (OT)	10,122
7/14	Vancouver	2-3 L (OT)	9,826
7/17	San Diego	1-7 L	11,049
8/5	Jacksonville	5-3 W	7,276
8/7	at Vancouver	1-4 L	18,941
8/12	at Seattle	0-4 L	17,326
8/15	Tulsa	1-2 L	10,518
8/18	Tampa Bay	2-1 W	11,426
8/21	at Jacksonville	2-1 W	6,694

64-74

PLAYOFFS

8/25	at Montreal	2-3 L (OT)	15,232
8/29	Montreal	1-0 W (OT)	10,696
9/1	Montreal	4-1 W	11,897
9/4	at Seattle	2-0 W	17,338
9/8	Seattle	3-4 L (OT)	15,196
9/10	at Seattle	0-1 L (OT)	28,896

1981 (Won 18, Lost 14)

Date	Opponent	Score	Attendance
3/28	Washington	2-1 W (OT)	14,560
4/3	Atlanta	2-1 W (SO)	11,221
4/11	Edmonton	2-0 W	13,790
4/18	at Washington	0-1 L	9,272
4/26	at Atlanta	2-0 W	5,630
5/1	Jacksonville	2-1 W (SO)	10,685
5/3	at Toronto	1-3 L	5,407
5/9	Montreal	3-1 W	12,512
5/16	at Tampa Bay	0-1 L (SO)	24,102
5/20	Tampa Bay	3-2 W (OT)	14,144
5/24	at Los Angeles	0-1 L (SO)	5,390
5/27	at San Diego	0-2 L	10,048
5/30	Toronto	2-1 W	10,782
6/6	California	0-1 L	10,273
6/10	New York	1-2 L (OT)	18,089
6/14	at Vancouver	1-0 W	23,051
6/17	at Portland	3-0 W	11,093
6/20	San Diego	1-0 W	10,715
6/24	at New York	0-2 L	39,537
6/27	at Jacksonville	2-1 W (SO)	12,240
7/4	San Jose	4-1 W	18,512
7/11	Los Angeles	6-2 W	11,875
7/18	Jacksonville	2-1 W (SO)	15,598
7/22	at San Jose	2-3 L (OT)	11,629

continued

Date	Opponent	Score	Attendance
7/24	at California	1-4 L	6,477
7/29	Minnesota	1-4 L	13,254
8/2	at Atlanta	3-4 L (SO)	14,437
8/4	at Montreal	2-1 W	27,137
8/9	Tampa Bay	1-0 W	15,113
8/11	at Jacksonville	1-2 L (OT)	18,088
8/16	at Tampa Bay	2-3 L	25,650
8/19	Atlanta	2-0 W	12,055

54-46

PLAYOFFS

8/23	Calgary	3-1 W	12,196
8/26	Calgary	2-0 W	11,494
9/2	Minnesota	3-0 W	11,918
9/6	at Minnesota	3-0 W	10,278
9/12	New York	3-4 L	18,814
9/16	at New York	1-4 L	31,112

1980 (Won 18, Lost 14)

Date	Opponent	Score	Attendance
3/29	at Memphis	1-2 L (SO)	10,049
4/5	Toronto	2-0 W	13,447
4/9	New York	4-1 W	18,572
4/12	Rochester	2-0 W	15,072
4/19	at New England	2-1 W	7,936
4/23	at California	3-2 W	8,357
4/26	at San Diego	1-0 W	11,018
5/3	Houston	1-0 W	16,496
5/10	Seattle	0-4 L	16,710
5/17	Washington	2-1 W	14,716
5/25	at Rochester	2-5 L	7,002
5/28	at Chicago	1-3 L	7,316
5/31	Portland	4-2 W	12,302
6/5	at Tulsa	1-2 L	17,831
6/8	Tampa Bay	1-2 L (OT)	18,223
6/15	at Washington	2-1 W	19,176
6/18	San Jose	4-0 W	12,295
6/22	at New York	0-2 L	70,312
6/25	Edmonton	2-3 L	11,106
7/2	at Philadelphia	0-2 L	4,173
7/4	Memphis	2-1 W	16,392
7/9	Detroit	3-1 W	12,524
7/13	at Edmonton	3-2 W (OT)	11,450
7/20	at Toronto	1-2 L	12,298
7/23	New England	3-0 W	14,630
7/30	at Atlanta	1-2 L (OT)	2,510
8/2	at Tampa Bay	0-1 L	40,368
8/6	California	2-1 W	11,404
8/9	Dallas	2-5 L	13,459
8/16	at Los Angeles	3-2 W (OT)	12,068
8/22	Philadelphia	4-2 W	11,121
8/24	at Detroit	2-3 L	15,113

61-55

PLAYOFFS

8/28	at California	2-1 W	2,929
8/31	California	0-2 L	15,282
8/31	California (mini-game)	1-0 W (SO)	15,282
9/3	at Edmonton	1-0 W	18,029
9/6	Edmonton	2-3 L (SO)	17,380
9/6	Edmonton (mini-game)	2-0 W	17,380
9/11	at San Diego	2-1 W	27,635
9/13	San Diego	2-4 L	18,420
9/13	San Diego (mini-game)	2-0 W	18,420

SOCCER BOWL '80

9/21	vs. New York at Washington	0-3 L	50,768
------	-------------------------------	-------	--------

YEAR-BY-YEAR RESULTS

1979 (Won 17, Lost 13)

Date	Opponent	Score	Attendance
3/25	at Washington	1-2 L (OT)	12,264
3/31	New England	2-0 W	13,799
4/8	at Toronto	2-1 W	18,552
4/14	Washington	0-4 L	13,790
4/22	at New York	2-3 L	72,342
4/28	Tampa Bay	1-2 L	16,668
5/5	at Philadelphia	1-2 L	4,437
5/12	Toronto	4-0 W	11,161
5/20	at Minnesota	4-1 W	18,239
5/26	Memphis	3-1 W	13,052
6/6	Edmonton	6-1 W	9,089
6/9	at Houston	1-3 L	7,390
6/13	Houston	4-0 W	11,580
6/16	San Jose	3-1 W	11,104
6/20	Tulsa	3-2 W (OT)	10,289
6/23	at Tampa Bay	2-1 W (OT)	41,102
6/27	at Detroit	2-8 L	17,229
6/30	Vancouver	3-2 W (SO)	15,290
7/4	Chicago	2-3 L	19,850
7/7	at San Jose	2-1 W (OT)	15,099
7/11	at San Diego	3-2 W	11,302
7/14	at Rochester	1-2 L	6,529
7/18	New York	3-4 L	19,850
7/21	at Portland	1-4 L	11,097
7/25	at California	6-3 W	8,765
7/28	San Diego	4-3 W (OT)	13,752
8/1	Rochester	1-2 L	13,057
8/4	at New England	4-3 W	6,129
8/8	at Chicago	0-2 L	8,612
8/10	Philadelphia	4-1 W	14,285

75-64

PLAYOFFS

8/15	at Chicago	0-2 L	10,019
8/18	Chicago	0-1 L	13,691

1978 (Won 16, Lost 14)

Date	Opponent	Score	Attendance
4/2	at New York	0-7 L	44,442
4/9	Detroit	1-2 L (OT)	10,412
4/16	at Washington	1-4 L	11,322
4/22	Los Angeles	2-0 W	7,718
4/29	Colorado	2-1 W (SO)	9,505
5/2	at Philadelphia	1-3 L	6,232
5/6	Memphis	3-2 W	7,547
5/13	San Diego	2-1 W	8,147
5/17	Washington	3-2 W	8,042
5/21	at Rochester	0-3 L	5,359
5/24	California	1-0 W	8,528
5/27	at Seattle	1-3 L	18,948
5/31	at Oakland	1-2 L (OT)	10,469
6/3	New England	2-0 W	10,547
6/7	at Dallas	1-3 L	6,832
6/10	Oakland	2-0 W	9,338
6/15	at Toronto	0-2 L	4,592
6/17	at Tampa Bay	2-3 L (OT)	22,506
6/24	New York	5-3 W	13,569
6/28	at Memphis	2-1 W	5,026
7/1	at San Jose	1-0 W	15,214
7/4	Toronto	4-0 W	15,362
7/9	at Houston	2-1 W	4,001
7/12	at California	0-5 L	11,406
7/15	Chicago	3-4 L	13,087
7/19	at New England	2-0 W	20,740
7/21	Philadelphia	1-0 W	10,103
7/26	Tampa Bay	1-2 L	15,094
7/30	at Detroit	2-4 L	21,972

continued

Date	Opponent	Score	Attendance
8/4	Rochester	2-1 W (SO)	10,189
		50-59	

PLAYOFFS

8/9	at New England	3-1 W	18,672
8/13	Detroit	4-3 W (SO)	11,517
8/16	at Detroit	0-1 L	32,319
8/16	at Detroit (mini-game)	1-0 W	32,319
8/20	Tampa Bay	3-2 W	16,286
8/23	at Tampa Bay	1-3 L	37,249
8/23	at Tampa Bay (mini-game)	0-1 L (SO)	37,249

1977 (Won 19, Lost 7)

Date	Opponent	Score	Attendance
4/9	St. Louis	2-1 W	6,213
4/17	Toronto	4-3 W (SO)	5,832
4/24	Connecticut	3-1 W	5,172
5/1	Washington	1-0 W	6,753
5/7	at Tampa Bay	0-1 L	24,753
5/15	at New York	0-3 L	21,782
5/21	Rochester	2-1 W	5,890
5/27	at Portland	2-0 W	12,900
5/29	at Vancouver	1-2 L	7,241
6/4	at Washington	1-0 W	19,216
6/8	New York	0-3 L	14,358
6/12	at Connecticut	2-0 W	6,213
6/15	at St. Louis	0-1 L	6,207
6/18	Hawaii	3-1 W	5,026
6/25	Dallas	3-0 W	7,117
6/29	at Rochester	1-3 L	3,502
7/1	Tampa Bay	3-2 W	9,325
7/7	at Toronto	2-0 W	3,826
7/12	San Jose	1-0 W (SO)	8,190
7/15	at Hawaii	2-1 W	4,084
7/17	at Los Angeles	3-1 W	6,616
7/20	at Las Vegas	2-1 W	5,222
7/23	Seattle	3-0 W	9,763
7/27	Chicago	1-2 L	11,190
7/30	at Chicago	3-0 W	5,201
8/5	Minnesota	4-2 W	11,132
		49-29	

PLAYOFFS

8/14	at New York	3-8 L	77,691
8/17	New York	2-3 L (SO)	14,152



NUMERICAL

No.	Player	Position	Birthdate
00	Craig Scarpelli	Goalkeeper	9/17/61
1	Tino Lettieri	Goalkeeper	9/27/57
2	Dwight Lodeweges	Defender	10/26/57
4	Ray Hudson	Midfielder	3/24/55
6	Thomas Rongen	Midfielder	10/31/56
7	Ken Fogarty	Defender	1/25/55
8	John Bain	Midfielder	6/23/57
9	Alan Willey	Forward	10/18/56
10	Godfrey Ingram	Forward	10/26/59
11	Brian Kidd	Forward	5/29/49
12	Carl Strong	Midfielder	1/21/58
13	Terry Leiendecker	Goalkeeper	1/30/62
14	Greg Ion	Midfielder	3/12/63
16	Mike Jeffries	Defender	5/20/62
17	Greg Kennedy	Defender	3/05/62
18	Robert Meschbach	Forward	6/19/59
19	Peter Daniel	Midfielder	12/12/55
22	Bill Crook	Defender	4/03/64
24	Bob Bolitho	Defender	7/20/52
25	Bruce Miller	Midfielder	5/23/57

ALPHABETICAL

No.	Player	Position	Birthdate
8	John Bain	Midfielder	6/23/57
24	Bob Bolitho	Defender	7/20/52
22	Bill Crook	Defender	4/03/64
19	Peter Daniel	Midfielder	12/12/55
7	Ken Fogarty	Defender	1/25/55
4	Ray Hudson	Midfielder	3/24/55
10	Godfrey Ingram	Forward	10/26/59
14	Greg Ion	Midfielder	3/12/63
16	Mike Jeffries	Defender	5/20/62
17	Greg Kennedy	Defender	3/05/62
11	Brian Kidd	Forward	5/29/49
13	Terry Leiendecker	Goalkeeper	1/30/62
1	Tino Lettieri	Goalkeeper	9/27/57
2	Dwight Lodeweges	Defender	10/26/57
18	Robert Meschbach	Forward	6/19/59
25	Bruce Miller	Midfielder	5/23/57
6	Thomas Rongen	Midfielder	10/31/56
00	Craig Scarpelli	Goalkeeper	9/17/61
12	Carl Strong	Midfielder	1/21/58
9	Alan Willey	Forward	10/18/56

Head Coach
David Chadwick

Assistant Coach
Dan Wood

PRONUNCIATION

Bolitho _____ Bo-LIE-tho
 Ion _____ EYE-in
 Leiendecker _____ LINE-deck-er
 Tino Lettieri _____ TEE-no Let-EAR-ee

AL ROSTER

Height	Weight	Citizen	1983 Club
5-11	170	USA	Strikers
5-8	165	Canada	Vancouver
6-1	175	Canada	Montreal
6-1	175	England	Strikers
6-0	170	Holland	Strikers
5-8	170	England	Strikers
5-7	164	Scotland	Golden Bay
5-11	163	England	Montreal
5-7	150	England	Golden Bay
6-0	180	England	Strikers
5-10	170	USA	Strikers
6-4	195	USA	St. John's University
5-10	157	Canada	Montreal
5-9	155	USA	Duke University
5-9	145	USA	Indiana University
5-9	165	USA	Strikers
5-9	158	England	Wolverhampton
6-0	170	USA	Seattle
5-9	165	Canada	Strikers
5-10	170	Canada	Strikers

AL ROSTER

Height	Weight	Citizen	1983 Club
5-7	164	Scotland	Golden Bay
5-9	165	Canada	Strikers
6-0	170	USA	Seattle
5-9	158	England	Wolverhampton
5-8	170	England	Strikers
6-1	175	England	Strikers
5-7	150	England	Golden Bay
5-10	157	Canada	Montreal
5-9	155	USA	Duke University
5-9	145	USA	Indiana University
6-0	180	England	Strikers
6-4	195	USA	St. John's University
5-8	165	Canada	Vancouver
6-1	175	Canada	Montreal
5-9	165	USA	Strikers
5-10	170	Canada	Strikers
6-0	170	Holland	Strikers
5-11	170	USA	Strikers
5-10	170	USA	Strikers
5-11	163	England	Montreal

Head Trainer
Gary Smith

Assistant Trainer
Dan Quintavalle

ATION KEY

Lodeweges _____ LO-da-vay-gus
 Meschbach _____ MESH-bach
 Rongen _____ WRONG-in
 Willey _____ WILL-ee

ALL-TIME OUTDOOR ROSTER

(Regular Season)


Player	Position	Years	Games	G	A	TP
Roberto Aguirre	Defender	1977-78	24	1	1	3
Arsene Auguste	Defender	1980-81	40	0	3	3
Barry Barto	Midfielder	1977	1	0	0	0
Bobby Bell	Defender	1977	15	0	0	0
George Best	Forward	1978-79	40	6	8	20
Nico Bodonczy	Forward	1977-80	21	2	4	8
Bob Bolitho	Defender	1981-83	79	6	17	29
Eduardo Bonvallet	Midfielder	1980	16	2	6	10
Jeff Cacciatore	Forward	1980	15	1	1	3
Ian Callaghan	Midfielder	1978	20	0	4	4
Dan Canter	Defender	1982	25	1	4	6
Sergio Ceballos	Forward	1977	5	1	1	3
David Chadwick	Midfielder	1977-78	23	2	8	12
Bobby Corish	Defender	1979-80	14	0	0	0
Teofilo Cubillas	Midfielder	1979-83	120	59	61	179
Gordon Dallas	Defender	1983	1	0	0	0
Roger Davies	Forward	1983	18	3	7	13
George Dewsnip	Forward	1978	16	3	1	7
Gordon Fearnley	Forward	1978	4	0	1	1
Elias Figueroa	Defender	1981	22	0	0	0
Ken Fogarty	Defender	1979-83	101	1	10	12
Colin Fowles	Defender	1977-83	140	6	10	22
Tibor Gomeri	Midfielder	1978-81	49	1	4	6
Tom Groark	Defender	1983	1	0	0	0
Tedd Hamilton	Midfielder	1981-82	15	0	1	1
Alan Hamlyn	Defender	1977-78	14	0	0	0
John Hickton	Forward	1978	3	1	0	2
Bernd Holzenbein	Midfielder	1981-82	46	10	15	35
Ray Hudson	Midfielder	1977-83	176	42	84	168
David Irving	Forward	1977-80	70	27	15	69
Ernst Jean-Baptiste	Midfielder	1983	2	0	0	0
Gary Jones	Forward	1978-79	18	2	3	7
Jan Kapstad	Forward	1978	0	0	0	0
Brian Kidd	Forward	1982-83	44	33	9	75
Edi Kirschner	Midfielder	1982	26	5	8	18
Curtis Leeper	Midfielder	1977-78	12	0	0	0
Ray Lugg	Defender	1977	24	0	2	2
Francisco Marinho	Midfielder	1980	19	3	5	11
Kevin McClinton	Forward	1978	0	0	0	0
Robert Meschbach	Forward	1981-83	64	13	11	37
Bruce Miller	Midfielder	1982-83	39	4	7	15
Jim Millinder	Midfielder	1980	0	0	0	0
Ruben Morales	Forward	1981-82	35	3	10	16
Gerd Mueller	Forward	1979-81	71	38	27	103
Kevin Murphy	Defender	1979	0	0	0	0
George Nanchoff	Forward	1977-78	32	8	7	23
Guy Newman	Defender	1979	5	0	0	0
Al Njie	Forward	1979	6	0	1	1
Mike Ortiz-Velez	Midfielder	1978-80	3	0	0	0
Terry Park	Midfielder	1979	27	5	7	17
Tim Parkin	Defender	1977	4	0	0	0
Fred Pereira	Forward	1977	9	3	2	8
Les Peterson	Defender	1978	5	0	0	0
Norman Piper	Forward	1978	24	4	6	14
Jon Pot	Defender	1980-82	64	2	5	9
Greg Preston	Defender	1980	0	0	0	0
David Proctor	Forward	1977	14	3	2	8
Steve Ralbovsky	Midfielder	1979-81	61	2	11	15
John Ridley	Defender	1978	22	1	1	3
Greg Robertson	Forward	1980	0	0	0	0
Andy Rolland	Defender	1978	15	1	1	3
Thomas Rongen	Midfielder	1981-83	83	4	11	19
Billy Ronson	Forward	1978	17	1	2	4
Roman Rosul	Forward	1977	2	1	0	2
Steve Roth	Defender	1977	0	0	0	0
Bruce Savage	Defender	1982	29	0	3	3
Lex Schoenmaker	Midfielder	1980	21	8	13	29
Branko Segota	Forward	1981-83	84	30	28	88
Ron Sharp	Midfielder	1977	1	0	1	1
Gary Stanley	Midfielder	1979	20	0	2	2
Carl Strong	Midfielder	1983	6	0	0	0
Alexander Sztalmari	Defender	1982-83	28	0	4	4

continued

Player	Position	Years	Games	G	A	TP
Denny Vaninger	Forward	1978	19	3	5	11
Greg Villa	Forward	1980	13	1	3	5
Ricardo Villa	Midfielder	1983	19	3	4	10
Clive Walker	Forward	1979	22	9	7	25
Mike Walsh	Defender	1983	11	0	0	0
Koos Waslander	Forward	1980	14	1	2	4
Steve Wegerle	Forward	1983	19	0	4	4
Keith Weller	Midfielder	1980-83	65	6	9	21
Tony Whelan	Defender	1977-79,83	100	5	10	20
Maurice Whittle	Defender	1977-79	80	16	12	44
Rick Wiegand	Defender	1980-81	7	0	0	0
Roy Wiggemansen	Defender	1979-81	16	0	0	0
Sim Zigelboim	Forward	1980	0	0	0	0

GOALKEEPERS

Player	Year	Games	SVS	SO	GAA
Gordon Banks	1977-78	37	210	11	1.40
Marine Cano	1978	9	40	2	2.02
Arnie Mausser	1979-80	37	201	5	1.77
Craig Scarpelli	1983	0	0	0	0.00
Van Taylor	1977	0	0	0	0.00
Jim Tietjens	1980-83	2	13	0	2.50
Ian Turner	1978	12	68	4	1.72
Jan van Beveren	1980-83	110	658	17	1.83
Steve Zerhusen	1979-80	8	42	2	2.07



STRIKER TOP TENS

(Regular Season)

GAMES PLAYED	1.	176	Ray Hudson, 1977-83
	2.	140	Colin Fowles, 1977-83
	3.	120	Teofilo Cubillas, 1979-83
	4.	110	Jan van Beveren, 1980-83
	5.	101	Ken Fogarty, 1979-83
	6.	100	Tony Whelan, 1977-79, 83
	7.	80	Maurice Whittle, 1977-79
	8.	71	Gerd Mueller, 1979-81
	9.	70	David Irving, 1977-80
	10.	64	Jon Pot, 1980-82
MINUTES	1.	15,458	Ray Hudson, 1977-83
	2.	10,928	Colin Fowles, 1977-83
	3.	10,547	Teofilo Cubillas, 1979-83
	4.	10,150	Jan van Beveren, 1980-83
	5.	9,215	Ken Fogarty, 1979-83
	6.	8,951	Tony Whelan, 1977-79, 83
	7.	7,234	Maurice Whittle, 1977-79
	8.	7,134	Branko Segota, 1981-83
	9.	7,081	Bob Bolitho, 1981-83
	10.	6,471	Thomas Rongen, 1981-83
GOALS	1.	59	Teofilo Cubillas, 1979-83
	2.	42	Ray Hudson, 1977-83
	3.	38	Gerd Mueller, 1979-81
	4.	33	Brian Kidd, 1982-83
	5.	30	Branko Segota, 1981-83
	6.	27	David Irving, 1977-80
	7.	16	Maurice Whittle, 1977-79
	8.	13	Robert Meschbach, 1981-83
	9.	10	Bernd Holzenbein, 1981-82
	10.	9	Clive Walker, 1979
ASSISTS	1.	84	Ray Hudson, 1977-83
	2.	61	Teofilo Cubillas, 1979-83
	3.	28	Branko Segota, 1981-83
	4.	27	Gerd Mueller, 1979-81
	5.	17	Bob Bolitho, 1981-83
	6.	15	David Irving, 1977-80
			Bernd Holzenbein, 1981-82
	7.	13	Lex Schoenmaker, 1980
	8.	12	Maurice Whittle, 1977-79
	9.	11	Steve Ralbovsky, 1979-81
		Robert Meschbach, 1981-83	
		Thomas Rongen, 1981-83	
10.	10	Ken Fogarty, 1979-83	
		Colin Fowles, 1977-83	
		Ruben Morales, 1981-82	
		Tony Whelan, 1977-79, 83	

POINTS

1.	179	Teofilo Cubillas, 1979-83
2.	168	Ray Hudson, 1977-83
3.	103	Gerd Mueller, 1979-81
4.	88	Branko Segota, 1981-82
5.	75	Brian Kidd, 1982-83
6.	69	David Irving, 1977-80
7.	44	Maurice Whittle, 1977-79
8.	37	Robert Meschbach, 1981-82
9.	35	Bernd Holzenbein, 1981-82
10.	29	Lex Schoenmaker, 1980 Bob Bolitho, 1981-83

SHOTS


1.	395	Branko Segota, 1981-83
2.	351	Ray Hudson, 1977-83
3.	312	Teofilo Cubillas, 1979-83
4.	212	David Irving, 1977-80
5.	209	Gerd Mueller, 1979-81
6.	194	Maurice Whittle, 1977-79
7.	188	Brian Kidd, 1982-83
8.	117	George Best, 1978-79
9.	107	Robert Meschbach, 1981-83
10.	95	Colin Fowles, 1977-83

SHUTOUTS

1.	17	Jan van Beveren, 1980-83
2.	11	Gordon Banks, 1977-78
3.	5	Arnie Mausser, 1979-80
4.	4	Ian Turner, 1978
5.	2	Steve Zerhusen, 1979-80 Marine Cano, 1978

SAVES

1.	658	Jan van Beveren, 1980-83
2.	210	Gordon Banks, 1977-78
3.	201	Arnie Mausser, 1979-80
4.	68	Ian Turner, 1978
5.	42	Steve Zerhusen, 1979-80
6.	40	Marine Cano, 1978
7.	13	Jim Tietjens, 1980-82



YEAR-BY-YEAR

GAMES PLAYED

Year	Player	Total
1977	Tony Whelan	26
	Gordon Banks	
1978	Tony Whelan	30
	Teofilo Cubillas	
1979	Maurice Whittle	30
	Ray Hudson	
1980	Jon Pot	31
	Colin Fowles	
	Jan van Beveren	
1981	Bob Bolitho	32
	Jon Pot	
	Jan van Beveren	
1982	Jan van Beveren	32
1983	Jan van Beveren	30
	Ray Hudson	
	Branko Segota	

MINUTES

Year	Player	Total
1977	Tony Whelan	2,329
	Gordon Banks	
1978	Tony Whelan	2,753
1979	Maurice Whittle	2,745
1980	Jon Pot	2,838
1981	Jan van Beveren	3,002
1982	Jan van Beveren	2,922
1983	Jan van Beveren	2,761

GOALS

Year	Player	Total
1977	George Nanchoff	8
1978	David Irving	16
1979	Gerd Mueller	19
1980	Gerd Mueller	14
	Teofilo Cubillas	
1981	Teofilo Cubillas	17
1982	Brian Kidd	15
1983	Brian Kidd	18

ASSISTS

Year	Player	Total
1977	David Chadwick	8
1978	Ray Hudson	8
1979	Teofilo Cubillas	18
1980	Ray Hudson	18
1981	Ray Hudson	10
	Teofilo Cubillas	
1982	Branko Segota	13
1983	Ray Hudson	22

POINTS

Year	Player	Total
1977	George Nanchoff	22
1978	David Irving	37
1979	Gerd Mueller	55
1980	Teofilo Cubillas	42
1981	Teofilo Cubillas	44
1982	Branko Segota	37
1983	Brian Kidd	39

SHOTS

Year	Player	Total
1977	Maurice Whittle	61
1978	David Irving	107
1979	Gerd Mueller	98
1980	Gerd Mueller	89
1981	Branko Segota	103
1982	Branko Segota	150
1983	Branko Segota	142

CATEGORICAL LEADERS

FOULS

Year	Player	Total
1977	Colin Fowles Bobby Bell	39
1978	Denny Vaninger	54
1979	Maurice Whittle	47
1980	Ken Fogarty	60
1981	Thomas Rongen	69
1982	Dan Canter	55
1983	Bruce Miller	74

SAVES

Year	Player	Total
1977	Gordon Banks	146
1978	Ian Turner	68
1979	Arnie Mausser	193
1980	Jan van Beveren	103
1981	Jan van Beveren	195
1982	Jan van Beveren	176
1983	Jan van Beveren	185

SHUTOUTS

Year	Player	Total
1977	Gordon Banks	9
1978	Ian Turner	4
1979	Arnie Mausser	3
1980	Steve Zerhusen Arnie Mausser Jan van Beveren	2
1981	Jan van Beveren	9
1982	Jan van Beveren	3
1983	Jan van Beveren	3

GOALS-AGAINST-AVERAGE

Year	Player	Total
1977	Gordon Banks	1.12
1978	Ian Turner	1.72
1979	Arnie Mausser	1.97
1980	Jan van Beveren	1.78
1981	Jan van Beveren	1.29
1982	Jan van Beveren	2.25
1983	Jan van Beveren	1.98



MULTI-GOAL GAMES

1977

Player	Date	Goals	Vs.	Result
Fred Pereira	4/17	2	TORONTO	4-3 W
Tony Whelan	4/24	2	CONNECTICUT	3-1 W
George Nanchoff	6/25	2	DALLAS	3-0 W
George Nanchoff	7/7	2	Toronto	2-0 W
Norman Piper	7/30	2	Chicago	3-0 W
Maurice Whittle*	8/14	2	New York	3-8 L

1978

Denny Vaninger	5/17	2	WASHINGTON	3-2 W
David Irving	6/24	2	NEW YORK	5-3 W
George Best	6/24	2	NEW YORK	5-3 W
David Irving	7/4	3	TORONTO	4-0 W
David Irving	7/9	2	Houston	2-1 W
Ray Hudson	7/15	2	CHICAGO	3-4 L
Ray Hudson	7/19	2	New England	2-0 W
David Irving*	8/13	2	DETROIT	4-3 W

1979

David Irving	5/26	2	MEMPHIS	3-1 W
Gerd Mueller	6/6	3	EDMONTON	6-1 W
David Irving	6/16	2	SAN JOSE	3-1 W
Gerd Mueller	7/11	2	San Diego	3-2 W
Gerd Mueller	7/25	4	California	6-3 W
Clive Walker	8/4	3	New England	4-3 W
Teofilo Cubillas	8/10	2	PHILADELPHIA	4-1 W

1980

Teofilo Cubillas	4/9	3	NEW YORK	4-1 W
Ray Hudson	4/12	2	ROCHESTER	2-0 W
Ray Hudson	5/31	2	PORTLAND	4-2 W
Gerd Mueller	5/31	2	PORTLAND	4-2 W
Gerd Mueller	6/18	2	SAN JOSE	4-0 W
Lex Schoenmaker	7/9	2	DETROIT	3-1 W
Teofilo Cubillas	8/22	2	PHILADELPHIA	4-2 W
Teofilo Cubillas* **	9/6	2	EDMONTON	2-0 W

1981

Teofilo Cubillas	3/28	2	WASHINGTON	2-1 W
Teofilo Cubillas	6/17	2	Portland	3-0 W
Teofilo Cubillas	7/11	4	LOS ANGELES	6-2 W
Robert Meschbach	8/4	2	Montreal	2-1 W
Branko Segota*	8/23	3	CALGARY	3-1 W
Branko Segota*	8/26	2	CALGARY	2-0 W
Branko Segota*	9/2	2	MINNESOTA	3-0 W
Branko Segota*	9/6	2	Minnesota	3-0 W

1982

Brian Kidd	4/10	2	Tampa Bay	3-2 W
Brian Kidd	4/17	3	JACKSONVILLE	4-2 W
Branko Segota	6/15	2	Montreal	2-6 L
Branko Segota	6/19	3	San Diego	3-1 W
Ray Hudson	6/26	2	SAN JOSE	3-2 W
Brian Kidd	7/10	2	TORONTO	3-2 W
Brian Kidd	8/5	2	JACKSONVILLE	5-3 W
Teofilo Cubillas	8/5	2	JACKSONVILLE	5-3 W
Bernd Holzenbein*	9/1	2	MONTREAL	4-1 W

1983

Teofilo Cubillas	5/4	2	NEW YORK	4-1 W
Teofilo Cubillas	6/4	3	TAMPA BAY	4-3 W
Brian Kidd	6/29	2	GOLDEN BAY	3-2 W
Ricardo Villa	7/9	2	Tampa Bay	3-2 W
Roger Davies	7/12	2	Montreal	2-3 L
Branko Segota	7/23	2	Tulsa	2-3 L
Brian Kidd	7/30	2	GOLDEN BAY	3-1 W
Bruce Miller	8/14	2	San Diego	3-2 W (SO)
Brian Kidd	8/31	4	TAMPA BAY	5-0 W
Roger Davies*	9/10	2	TULSA	2-4 L

*Playoff game

**Mini-game

CLUB RECORDS

(Ft. Lauderdale 1977-83)

REGULAR SEASON

INDIVIDUAL OFFENSIVE RECORDS

- Most scoring points, season** — 55, (19 goals, 17 assists) Gerd Mueller, 1979 (25 games)
- Most scoring points, game** — 9, (4 goals, 1 assist) Brian Kidd vs. Tampa Bay, 8/31/83
- Most scoring points, one-half** — 6, (3 goals) Brian Kidd vs. Tampa Bay, 8/31/83 (1st half); Teofilo Cubillas vs. Los Angeles, 7/11/81 (2nd half)
- Most consecutive games scoring a point** — 7, Ray Hudson, 1983
- Fastest goal** — 0:26 Fred Pereira vs. Washington, 5/1/77
- Latest goal (regulation time)** — 89:57, Teofilo Cubillas vs. San Diego, 7/28/79
- Latest goal (overtime)** — 103:11, Gerd Mueller vs. Tampa Bay, 6/23/79
- Shortest time to score two goals** — 1:21, Teofilo Cubillas vs. New York, 4/9/80
- Shortest time to score three goals** — 7:14, Teofilo Cubillas vs. Los Angeles, 7/11/81
- Shortest time to score four goals** — 44:48, Brian Kidd vs. Tampa Bay, 8/31/83
- Most goals on penalty kicks, game** — 2, Ray Hudson vs. Portland, 5/31/80
- Most goals on penalty kicks, season** — 5, Maurice Whittle, 1979
- Most penalty kicks attempted, season** — 5, Maurice Whittle, 1979; Ray Hudson, 1980
- Most goals, season** — 19, Gerd Mueller, 1979
- Most goals, game** — 4, Brian Kidd vs. Tampa Bay, 8/31/83; Teofilo Cubillas vs. Los Angeles, 7/11/81; Gerd Mueller vs. California, 7/25/79
- Most assists, season** — 22, Ray Hudson, 1983
- Most assists, game** — 3, Ray Hudson & Bernd Holzenbein vs. Los Angeles, 7/11/81; Teofilo Cubillas vs. California, 7/25/79
- Most consecutive games with an assist** — 7, Ray Hudson, 1983
- Most shots, season** — 150, Branko Segota, 1982
- Most shots, game** — 11, Branko Segota vs. Jacksonville, 8/5/82
- Most fouls, season** — 74, Bruce Miller, 1983
- Most minutes played, season** — 3001:45, Jan van Beveren, 1981
- Most games played, season** — 32, Jan van Beveren, Jon Pot, Bob Bolitho, 1981, Jan van Beveren, 1982
-

GOALKEEPER RECORDS

- Most goals allowed, season** — 73, Jan van Beveren, 1982 (32 games)
- Most goals allowed, game** — 7, Gordon Banks vs. New York, 4/2/78; Jan van Beveren vs. San Diego, 7/17/82
- Fewest goals allowed, season** — 29, Gordon Banks, 1977
- Best goals against average, season** — 1.12, Gordon Banks, 1977
- Most shutouts, season** — 9, Gordon Banks, 1977; Jan van Beveren, 1981
- Most consecutive shutouts, season** — 3, Jan van Beveren, 1981
- Most consecutive minutes without allowing a goal** — 279:14, Jan van Beveren, 1981
- Most saves, game** — 19, Jan van Beveren vs. San Diego, 8/14/83
- Fewest saves, game** — 1, Gordon Banks vs. Detroit, 4/9/78; Arnie Mausser vs. Tulsa, 6/29/79; Arnie Mausser vs. Tampa Bay, 6/8/80; Jan van Beveren vs. San Diego, 7/17/82
- Fewest saves, game both teams** — 4, Arnie Mausser, Ft. Lauderdale (1) and Colin Boulton, Tulsa (3), 6/20/79; Arnie Mausser, Ft. Lauderdale (1) and Winston DuBose, Tampa Bay (3), 6/8/80; Jan van Beveren, Ft. Lauderdale (2) and Jurgen Stars, Tampa Bay (2), 4/10/82; Jan van Beveren, Ft. Lauderdale (2) and Peter Mellor, Edmonton (2), 5/26/82
- Most saves, game without a goal** — 9, Gordon Banks (3 times) at Toronto, 7/7/77, at Chicago, 7/30/77, and vs. California, 5/24/78; Marine Cano vs. New England, 6/3/78; Ian Turner at New England, 7/19/78
- Most saves, season** — 195, Jan van Beveren, 1981

CLUB RECORDS

TEAM GENERAL RECORDS

- Most games won, regular season** — 19, 1977
Highest winning percentage, season — .731, 1977 (19-7)
Fewest games won, season — 14, 1983
Lowest winning percentage, season — .466, 1983 (14-16)
Most home wins, season — 13, 1981
Most home losses, season — 5, 1979, 1983
Most road wins, season — 8, 1977
Most road losses, season — 11, 1978, 1981, 1983
Most consecutive games won — 7, 1977, 1980
Most consecutive games lost — 4, 1979, 1981
Most consecutive home games won — 10, 1978
Most consecutive home games lost — 2, 1979, 1981, 1983
Most consecutive road games won — 5, 1977
Most consecutive road games lost — 8, 1978
Most games lost, season — 16, 1983
Most overtime games won — 4, 1979
Most overtime games lost — 3, 1978
Most shootout games won — 4, 1981
Most shootout games lost — 3, 1981
Most shootout games, season — 7, 1981
Most standings points, season — 165, 1979 (30 games)
Fewest standings points, season — 136, 1983 (30 games)
Most scoring points, season — 243, 1979 (30 games)
Fewest scoring points, season — 139, 1977 (26 games)

TEAM OFFENSIVE RECORDS

- Most goals scored, season** — 75, 1979
Highest goals-per-game average, season — 2.50, 1979 (75 in 30 games)
Fewest goals scored, season — 46, 1977
Lowest goals-per-game average, season — 1.50, 1981
Most assists, season — 92, 1982
Fewest assists, season — 46, 1977
Most goals, game — 6, vs. Edmonton and California, 1979; vs. Los Angeles, 1981
Most goals, game both teams — 10, Ft. Lauderdale 2 at Detroit 8, 6/27/79
Largest margin of victory — 5, (6-1) vs. Edmonton, 6/6/79
Largest margin of defeat — 7, (7-0), Ft. Lauderdale at New York, 4/2/78
Most games scoring five or more goals, season — 2, 1979
Most games scoring four or more goals, season — 7, 1979
Most games scoring three or more goals, season — 13, 1979
Most games scoring two or more goals, season — 21, 1982, 1983
Most games scoring one or more goals, season — 29, 1982
Most goals, two consecutive games — 10, 1979, 1981
Most goals, three consecutive games — 13, 1979
Most goals, four consecutive games — 17, 1979
Most goals, five consecutive games — 18, 1979
Shortest time to score two goals, game — 0:15, vs. Dallas, 6/25/77
Shortest time to score three goals, game — 7:14 vs. Los Angeles, 7/11/81
Shortest time to score four goals, game — 12:40, vs. Los Angeles, 7/11/81
Shortest time to score five goals, game — 17:57, vs. Los Angeles, 7/11/81
Most games held scoreless, season — 7, 1977
Fewest games held scoreless, season — 2, 1979
Most consecutive games held scoreless — 3, 1977
Most shots, season — 563, 1979
Most shots, game — 38, vs. San Jose, 7/10/77
Most shots, game, both teams — 63, Strikers (20) at San Diego (43), 8/14/83
Fewest shots, game — 5, vs. Vancouver, 6/14/81; vs. Montreal, 6/15/82
Fewest shots, game, both teams — 19, Strikers (12) at Washington (7), 6/4/77
Most penalty kicks, game, both teams — 2, many times
Most penalty kicks attempted, season — 6, 1978, 1979
Most penalty kicks missed, season — 2, 1978

continued

TEAM DEFENSIVE RECORDS

Most goals allowed, season — 73, 1982

Highest average goals per game allowed, season — 2.25, 73 goals in 32 games, 1982

Fewest goals allowed, season — 29, 1977

Lowest average goals per game allowed, season — 1.12, 1977

Most goals allowed, game — 8 at Detroit, 6/27/79

Most games holding opposition scoreless — 9, 1977, 1981

Most consecutive games holding opposition scoreless — 3, 1981

Most games holding opposition to one goal or none — 20, 1981

Most consecutive games holding opposition to one goal or none — 6, 1977, 1981

Most games holding opposition to two goals or fewer — 26, 1981

Most penalty kicks against, season — 8, 1982

ATTENDANCE

Largest attendance, regular season — 72,342 at New York, 4/22/79

Largest home attendance, regular season — 19,850 vs. Chicago, 7/4/79; vs. New York, 7/18/79

Largest attendance, playoff game — 77,691 at New York, 8/4/77

Largest attendance, home playoff game — 18,814, vs. New York, 9/12/81

Largest home season attendance — 229,759 (16 games) 1980

Largest home average attendance — 14,360 (16 games) 1980

Largest road season attendance — 259,096, 1979

Largest road average attendance — 17,723, 1979

FIVE LARGEST CROWDS

STRIKERS (19,020 capacity)

Date	Opponent	Attendance
1. July 4, 1979	Chicago	19,850
July 18, 1979	New York	19,850
2. July 17, 1982	Jacksonville	19,020
3. Sept. 12, 1981	New York	18,814
4. June 9, 1980	New York	18,572*

KICKS (46,479 capacity)

Date	Opponent	Attendance
1. August 25, 1976	San Jose	49,572*
2. June 13, 1978	New York	46,370
3. June 9, 1976	New York	46,164
4. July 4, 1977	Connecticut	45,888
5. August 14, 1978	New York	45,863*

*Playoff game

STRIKERS HOME & AWAY

Year	Home	Pct.	Away	Pct.	Overall	Pct.
1977	11-2	.846	8-5	.615	19-7	.731
1978	12-3	.800	4-11	.267	16-14	.533
1979	10-5	.667	7-8	.467	17-13	.567
1980	12-4	.750	6-10	.376	18-14	.563
1981	13-3	.813	5-11	.313	18-14	.563
1982	12-4	.750	6-10	.375	18-14	.563
1983	10-5	.667	4-11	.267	14-16	.467
TOTALS	80-26	.755	40-66	.377	120-92	.566

CLUB RECORDS

MONTH-BY-MONTH

(Regular Season)

Year	March	April	May	June	July	Aug.	Sept.	Overall
1977	0-0	3-0	3-3	4-3	8-1	1-0	0-0	19-7
1978	0-0	2-3	4-4	4-3	5-4	1-0	0-0	16-14
1979	1-1	1-3	3-1	6-2	4-4	2-2	0-0	17-13
1980	0-1	6-0	3-3	2-4	4-3	3-3	0-0	18-14
1981	1-0	3-1	4-4	4-3	3-3	3-3	0-0	18-14
1982	0-0	4-1	5-3	4-4	2-3	3-3	0-0	18-14
1983	0-0	0-2	2-2	3-5	5-3	3-4	1-0	14-16
TOTALS	2-2	19-10	24-20	27-24	31-21	16-15	1-0	120-92

STRIKERS HOME ATTENDANCE

(Regular Season)

Year	Games	Total Attendance	Average
1977	13	105,921	8,148
1978	15	157,188	10,479
1979	15	206,616	13,774
1980	16	228,469	14,279
1981	16	213,178	13,324
1982	16	197,525	12,345
1983	15	162,340	10,823
TOTALS	106	1,271,237	11,993

KICKS HOME ATTENDANCE

(Regular Season)

Year	Games	Total Attendance	Average
1976	12	277,455	23,121
1977	13	426,020	32,771
1978	15	463,923	30,928
1979	15	368,695	24,580
1980	16	292,460	18,279
1981	16	268,079	16,755
TOTALS	87	2,096,632	24,406



PLAYOFF RECORDS

INDIVIDUAL OFFENSIVE RECORDS

- Most points, playoff season** — 23, Branko Segota, 1981 (6 games)
Most goals, playoff season — 11, Branko Segota, 1981 (6 games)
Most assists, playoff season — 5, Teofilo Cubillas, Keith Weller, 1981 (6 games)
Most shots, playoff season — 45, Branko Segota, 1981 (6 games)
Most shots, game — 10, Branko Segota vs. Calgary, 8/26/81
Most consecutive games scoring a goal — 6, Branko Segota, 1981 (6 games)

GOALKEEPER RECORDS

- Most goals allowed, playoff season** — 13, Jan van Beveren, 1980 (7 games)
Best goals-against-average — 1.47, Jan van Beveren, 1982 (6 games)
Most shutouts — 3, Jan van Beveren, 1981 (6 games)
Most consecutive scoreless minutes — 299:55, Jan van Beveren, 1981

TEAM RECORDS

- Most goals scored, playoff season** — 15, 1981 (6 games)
Most goals against, playoff season — 14, 1980 (7 games)
Fewest goals scored, playoff season — 0, 1979 (2 games)
Fewest goals against, playoff season — 3, 1979 (2 games)
Highest goals-per-game average — 3.30, 1983 (2 games)
Most goals, game — 4, vs. Detroit, 8/13/78, vs. Montreal, 9/1/82
Most goals against, game — 8, vs. New York, 8/14/77
Most games played, playoff season — 7, 1980

STRIKER FIRSTS

The following is a list of first-ever feats in Minnesota Strikers history.

- Game:** vs. St. Louis, 4/9/77
Goal Scored: Sergio Ceballos (43:05), vs. St. Louis, 4/9/77
Goal Scored Against: Denny Vaninger (27:47), St. Louis, 4/9/77
Assist: Ronnie Sharp (43:05), vs. St. Louis, 4/9/77
Assist Against: John Stremlau (27:47), St. Louis, 4/9/77
Shot: Sergio Ceballos, vs. St. Louis, 4/9/77
Save: Gordon Banks, vs. St. Louis, 4/9/77
Win: 2-1 vs. St. Louis, 4/9/77
Home Win: 2-1 vs. St. Louis, 4/9/77
Road Win: 2-0 at Portland 5/27/77
Loss: 0-1 at Tampa Bay, 5/7/77
Home Loss: 0-3 vs. New York, 6/8/77
Road Loss: 0-1 at Tampa Bay, 5/7/77
Shootout game: 4-3 vs. Toronto, 4/17/77
Overtime game: 4-3 vs. Toronto, 4/17/77
Home Attendance: 6,213 vs. St. Louis, 4/9/77
Away Attendance: 24,753 at Tampa Bay, 5/7/77
Caution: Roberto Aguirre, vs. St. Louis, 4/9/77
Ejection: Roberto Aguirre, vs. Toronto, 4/17/77
Foul: Alan Hamlyn, vs. St. Louis, 4/9/77
Shutout: 1-0 vs. Washington, 5/1/77
Shutout Against: 0-1 at Tampa Bay, 5/7/77

THE NASL

NORTH AMERICAN SOCCER LEAGUE

1133 Avenue of the Americas
New York, NY 10036
(212) 575-0066



Howard J. Samuels

President & CEO Howard J. Samuels
Executive Director Ted Howard
VP/Marketing Ed Tazzia
PR Director Jim Henderson
Asst. Operations/PR . Tom Madaras
Director of Community Relations . . Howie Charbonneau
Director of Officials . Harry Baldwin

CHICAGO STING

333 North Michigan Ave.
Suite 1525
Chicago, IL 60601
(312) 558-5444



Chairman Lee B. Stern
Exec. Vice Pres. & CEO . Doug Verb
Head Coach Willy Roy
Asst. Coach Mike Grbic
PR Director Conrad Kowal

Division Eastern
1983 Record 15-15
Colors Black, Yellow
Stadiums Comiskey Park,
Wrigley Field (grass)
Press Box Phone . . . Comiskey Park
(312) 924-1000
Wrigley Field (312) 549-9271

STRIKERS VS. CHICAGO

All-Time Record: 3-9*

Year	Score
1977	1-2 L (H) 3-0 W (A)
1978	3-4 L (H)
1979	2-3 L (H) 0-2 L (A) 0-2 L (A)* 0-1 L (H)*
1980	1-3 L (A)
1981	DNP
1982	2-1 W (H) 0-2 L (A)
1983	1-2 L (A) 3-2 W (H)



Karl-Heinz Granitz
15 goals, 18 assists in '83

*Playoffs

continued

GOLDEN BAY EARTHQUAKES

800 Charcot Avenue
Suite 100
San Jose, CA 95131
(408) 946-5020



President Michael D'Addio
Dir./Vice Pres. Carl B. Berg
Exec. Vice Pres./
Dir. Peter Bridgwater
Head Coach Don Popovic
PR Director Kevin Diamond

Division Western
1983 Record 20-10
Colors Red, White, Black
Stadium Spartan (grass)
Press Box Phone ... (408) 289-1694

STRIKERS VS. GOLDEN BAY

(formerly San Jose, 1977-82)

All-Time Record: 10-2

Year	Score
1977	1-0 W (H)
1978	1-0 W (A)
1979	3-1 W (H)
	2-1 W (A)
1980	4-0 W (H)
1981	4-1 W (H)
	2-3 L (A)
1982	2-0 W (A)
	3-2 W (H)
1983	3-2 W (H)
	3-1 W (H)
	3-5 L (A)



Steve Zungul
16 goals, 15 assists in '83

NEW YORK COSMOS

44 East 50th Street
New York, NY 10022
(212) 308-1410



President and
CEO Rafael de la Sierra
Sr. Vice President . Thomas Werblin
Head Coach Eddie Firmani
PR Director Mark Brickley

Division Eastern
1983 Record 22-8
Colors Blue, Yellow, White
Stadium Giants (artificial)
Press Box Phone ... (201) 933-2020

STRIKERS VS. NEW YORK

All-Time Record: 4-15

Year	Score
1977	0-3 L (A)
	0-3 L (H)
	3-8 L (A)*
	2-3 L (H)*
1978	0-7 L (A)
	5-3 W (H)
1979	2-3 L (A)
	3-4 L (H)
1980	4-1 W (H)
	0-2 L (A)
	0-3 L (A)*
1981	1-2 L (H)
	0-2 L (A)
	3-4 L (H)*
	1-4 L (A)*
1982	2-1 W (H)
	2-3 L (A)
1983	4-1 W (H)
	2-3 L (A)



Roberto Cabanas
1983 NASL scoring champion
and league MVP

*Playoffs

THE NASL

SAN DIEGO SOCKERS

9449 Friars Road
San Diego, CA 92108
(619) 280-4625



Chairman Robert W. Bell
President Jack Daley
V.P./Head Coach Ron Newman
Assistant Coach Johan Aarnio
PR Director..... Randy Hahn

Division Western
1983 Record 11-19
Colors Blue, Yellow
Stadium Jack Murphy (grass)
Press Box Phone ... (619) 280-1448

STRIKERS VS. SAN DIEGO

(formerly Las Vegas, 1977)

All-Time Record: 10-4

Year	Score
1977	2-1 W (A)
1978	2-1 W (H)
1979	3-2 W (A) 4-3 W (H)
1980	1-0 W (A) 2-1 W (A)* 2-4 L (H)* 2-0 W (H)*†
1981	0-2 L (A) 1-0 W (H)
1982	3-1 W (A) 1-7 L (H)
1983	2-0 W (H) 0-3 L (A) 3-2 W (A)

*Playoffs †Mini-game



Kaz Deyna
15 goals, 16 assists in '83

TAMPA BAY ROWDIES

2225 North Westshore Boulevard
Tampa, Florida 33607
(813) 877-7800



Directors Stella Thayer
..... Robert Blanchard
..... Richard Corbett
Head Coach/GM ... Rodney Marsh
Assistant Coach Mike Connell
PR Director . Marcia Schallert Austin

Division Eastern
1983 Record 7-23
Colors Yellow, Green, White
Stadium Tampa (grass)
Press Box Phone ... (813) 872-6999

STRIKERS VS. TAMPA BAY

All-Time Record: 11-12

Year	Score
1977	0-1 L (A) 3-2 W (H)
1978	2-3 L (A) 1-2 L (H) 3-2 W (H)* 1-3 L (A)* 0-1 L (A)*†
1979	1-2 L (H) 2-1 W (A)
1980	1-2 L (H) 0-1 L (A)
1981	0-1 L (A) 3-2 W (A)
1982	1-0 W (H) 2-3 L (A) 3-2 W (A) 2-3 L (H) 2-4 L (A)
1983	2-1 W (H) 4-3 W (H) 3-2 W (A) 2-1 W (A) 5-0 W (H)

*Playoffs

†Mini-game



Gregg Thompson
1983 NASL Rookie-of-the-Year

TORONTO BLIZZARD

720 Spadina Road
Suite 409
Toronto, Ontario M5S 2T9
(416) 968-6504




Chairman of the Board Karsten von Wersebe
President Clive Toyne
Head Coach Bob Houghton
Assistant Coach David Turner
PR Director Pat Surphlis

Division Eastern
1983 Record 16-14
Colors Red, White, Blue
Stadium Varsity (grass)
Press Box Phone . . . (416) 593-8978

STRIKERS VS. TORONTO

All-Time Record: 10-4

Year	Score
1977	4-3 W (H) 2-0 W (A)
1978	0-2 L (A) 4-0 W (H)
1979	2-1 W (A) 4-0 W (H)
1980	2-1 W (H) 1-2 L (A)
1981	1-3 L (A) 2-1 W (H)
1982	4-3 W (A) 3-2 W (H)
1983	2-3 L (A) 2-1 W (H)



Ace Ntsoelengoe
NASL All-Star

TULSA ROUGHNECKS

6511 E. 44th Street
Tulsa, Oklahoma 74145
(918) 663-1133



President Mark Savage
General Manager Noel Lemon
Head Coach Wim Suurbier
PR Director Jim Back

Division Western
1983 Record 17-13
Colors Red, White, Black
Stadium Skelly (artificial)
Press Box Phone . . . (918) 582-1905

STRIKERS VS. TULSA

(formerly Team Hawaii, 1977)
All-Time Record: 5-9

Year	Score
1977	3-1 W (H) 2-1 W (A)
1978	DNP
1979	3-2 W (H)
1980	1-2 L (A)
1981	DNP
1982	4-2 W (A) 3-2 W (H) 1-3 L (A) 1-2 L (H)
1983	1-2 L (A) 1-2 L (H) 2-3 L (A) 2-4 L (H) 2-3 L (A)* 2-4 L (H)*



Ron Futch
15 goals, 10 assists in '83

*Playoffs

THE NASL

VANCOUVER WHITECAPS

Suite 100
Lougheed Commerce Court
4190 Lougheed Highway
Burnaby, BC V5C 6A8
CANADA
(604) 291-8811

WHITECAPS



Division Western
1983 Record 24-6
Colors Navy, Light Blue, White
Stadium B.C. Place (artificial)
Press Box Phone . . . (604) 661-7396

STRIKERS VS. VANCOUVER

All-Time Record: 2-5

Year	Score
1977	1-2 L (A)
1978	DNP
1979	3-2 W (H)
1980	DNP
1981	1-0 W (A)
1982	2-3 L (H)
	1-4 L (A)
1983	0-3 L (A)
	0-1 L (H)



David Cross
19 goals, 4 assists in '83

NASL STADIUMS

Team	Stadium	Surface	Field Size	Capacity
Chicago Sting	Comiskey Park	Grass	105 x 70	47,444
	Wrigley Field	Grass	105 x 70	36,000
Golden Bay Earthquakes	Spartan	Grass	100 x 62	21,406
Minnesota Strikers	Metrodome	SuperTurf	110 x 70	62,220
New York Cosmos	Giants	Astroturf	110 x 70	77,891
San Diego Sockers	Jack Murphy	Grass	100 x 75	18,466
Tampa Bay Rowdies	Tampa	Grass	116 x 68	71,600
Toronto Blizzard	Varsity	Grass	110 x 72	21,738
Tulsa Roughnecks	Skelly	Astroturf	110 x 68	41,000
Vancouver Whitecaps	B.C. Place	Poligras	100 x 76	60,000

QUICK QUIZ: What current Striker has been in the North American Soccer League the longest?

Answer: Forward Alan Willey is entering his ninth North American Soccer League season.

HUBERT H. HUMPHREY METRODOME



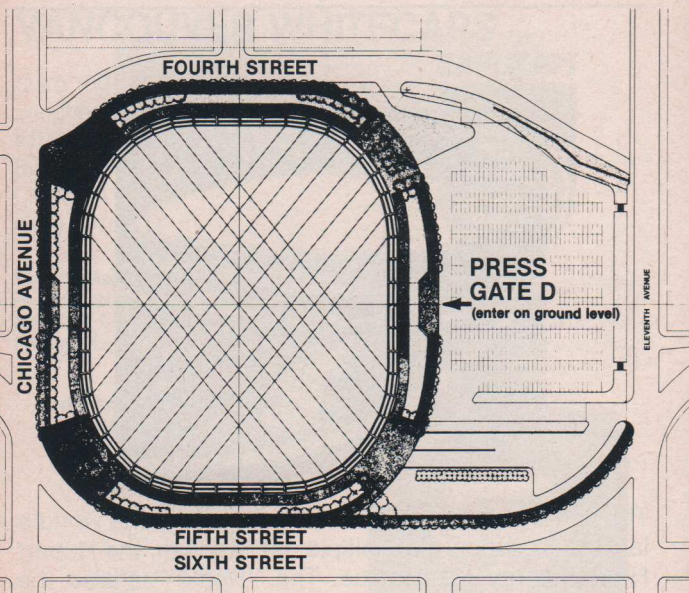
The home of the new Minnesota Strikers is the world's largest air supported multiple use stadium, the Hubert H. Humphrey Metrodome. The "Dome" is also the home of two other professional sports franchises, the NFL's Minnesota Vikings and pro baseball's Minnesota Twins.

The SuperTurf-synthetic turf and pad is the thickest in the major leagues. The stadium was designed for soccer, making it one of the finest facilities in the North American Soccer League.

Named after former vice-president and statesman Hubert H. Humphrey, ground was broken on December 20, 1979 for the \$62 million project and completed in April of 1982. The building is 16 stories high, was made with 40,000 cubic yards of concrete, 11,900 tons of reinforced steel plus 500 tons of structural steel and its Fiberglass roof is supported by 20 electric fans supplying three to six pounds of air pressure per square foot.

The 62,220 seat stadium also features the most sophisticated black and white scoreboard in the country. Divided into three segments, the main scoreboard has the capacity to relay multiple messages including instant replays.

MEDIA INFORMATION



Credentials: Requests for Strikers season and/or individual game media credentials at the Metrodome should be directed to Conrad Smith, Director of Public Relations, Minnesota Strikers, 8100 Cedar Avenue South, Bloomington, Minnesota 55420. Credentials will be issued only to members of the media affiliated with an accredited newspaper, television or radio station or wire service. Credentials for day-of-game pickup at the Metrodome will be left at Pass Gate D.

Photographers: Photographers are required to wear working pass tags when shooting on the field. Please adhere to restricted areas as sanctioned by the Metropolitan Sports Facilities Commission.

Locker Rooms: Both the Strikers' (#222) and the visiting (#230) locker rooms are located on the south side of lower level #2. There is no admission in the locker rooms before the game. Members of the media will be admitted to the locker rooms 10 minutes after the end of the game.

Press Box Telephones: The Strikers' main press box number is 612-343-0711. The Metrodome switchboard number is 612-332-0386, which will be in service at all home games.

STRIKERS ON THE AIR

RADIO

With a new home, the Strikers have a new official radio station, KRSI (950 AM). KRSI-AM will broadcast all Strikers home and away regular season games, international matches, and play-offs.

Behind the microphone for his eighth season as the "Voice of the Strikers" will be veteran play-by-play man, Rick Weaver. The Florida Sportscaster-of-the-Year on nine occasions, Weaver is also the radio announcer for the National Football League's Miami Dolphins. Providing the color commentary in his first Striker season will be Paul Johnson. Johnson has most recently done play-by-play and color commentary for the Minnesota State High School Hockey Tournament, and has covered the National Hockey League for the Canadian Broadcasting Corporation for the past two seasons.

Each broadcast will feature a pre-game interview with Striker head coach David Chadwick and the visiting coach. The station plans to use the early part of the season to introduce the new Strikers to their listeners with special in-depth player profiles in their pre-game show. KRSI's half-time show will feature a soccer tips section for the youngsters and coaches. After the final whistle, KRSI-AM will go into the locker rooms for in-depth analysis of the game. The station also plans to keep the fans informed throughout the broadcast with current results of all North American Soccer League matches played that day.

**Rick
Weaver**



**Paul
Johnson**

TRAVEL ITINERARY

(Tentative)

TAMPA BAY (Game — 5/5, 8:00 p.m. EDT)

Depart: Fri., 5/4 Republic #444 at 8:30 a.m.
Arrive Tampa at 12:23 p.m. (EDT)
Return: Sun., 5/6 Republic #443 at 2:50 p.m. (EDT)
Arrive Mpls/St. Paul at 4:58 p.m.
Hotel: Bay Harbor Inn
(813) 885-2541

CHICAGO (Game — 5/19, 1:30 p.m. CDT)

Depart: Fri., 5/18 Republic #647 at 5:00 p.m.
Arrive Chicago O'Hare at 6:10 p.m.
Return: Sat., 5/19 Republic #395 at 5:40 p.m.
Arrive Mpls/St. Paul at 6:49 p.m.
Hotel: Hyatt Regency
(312) 565-1234

SAN DIEGO (Game — 5/26, 7:00 p.m. PDT)

Depart: Fri., 5/25 Republic #303 at 2:55 p.m.
Arrive San Diego at 5:50 p.m. (PDT)
Return: Sun., 5/27 Republic #300 at 6:50 a.m. (PDT)
Arrive Mpls/St. Paul at 1:20 p.m.
Hotel: Sheraton Harbor Island
(619) 291-2900

TORONTO (Game — 6/3, 3:00 p.m. EDT)

Depart: Sat., 6/2 Republic #424 at 10:45 a.m.
Arrive Toronto at 5:10 p.m. (EDT) on
Republic #466
Return: Sun., 6/3 Republic #539 at 7:00 p.m. (EDT)
Arrive Mpls/St. Paul at 9:00 p.m. on
Republic #523
Hotel: Westin Hotel
(416) 869-3456

VANCOUVER (Game — 6/24, 7:30 p.m. PDT)

Depart: Sat., 6/23 Republic #77 at 2:55 p.m.
Arrive Vancouver at 10:05 p.m. on
United #743
Return: Mon., 6/25 United #726 at 6:55 a.m. (PDT)
Arrive Mpls/St. Paul at 5:35 p.m. on Republic #84

GOLDEN BAY (Game — 7/14, 8:00 p.m. PDT)

Depart: Fri., 7/13 Republic #345 at 12:30 p.m.
Arrive San Francisco at 2:10 p.m. (PDT)
To Tampa: Mon., 7/16 Republic #550 at 7:55 a.m. (PDT)
Arrive Tampa at 6:00 p.m. (EDT) on
Republic #32
Hotel: Le Baron
(408) 288-9200

TAMPA BAY (Game — 7/18, 8:00 p.m. EDT)

Depart: From Golden Bay Mon., 7/16 Republic #550 at
7:55 a.m. (PDT)
Arrive Tampa at 6:00 p.m. (EDT) on Republic #32
Return: Thurs., 7/19 Republic #443 at 2:50 p.m. (EDT)
Arrive Mpls/St. Paul at 4:58 p.m.
Hotel: Bay Harbor Inn
(813) 885-2541

TULSA (Game — 7/28, 8:00 p.m.)

Depart: Fri., 7/27 Republic #456 at 5:50 p.m.
Arrive Tulsa at 9:10 p.m. on Republic #37
Return: Sun., 7/29 Republic #32 1:40 p.m.
Arrive Mpls/St. Paul at 5:00 p.m. on
Republic #455
Hotel: Sheraton Kensington
(918) 493-7000

NEW YORK (Game — 8/19, 7:00 p.m. EDT)

Depart: Sat., 8/18 Republic #70 at 1:50 p.m.
Arrive LaGuardia at 5:15 p.m. (EDT)
Return: Mon., 8/20 Republic #73 at 7:00 a.m. (EDT)
Arrive Mpls/St. Paul at 8:40 a.m.
Hotel: Sheraton Hasbrouck Heights
(201) 288-6100

TULSA (Game — 8/25, 8:00 p.m.)

Depart: Fri., 8/24 Republic #456 at 5:50 p.m.
Arrive Tulsa at 9:10 p.m. on Republic #37
Return: Mon., 8/26 Republic #32 at 1:40 p.m.
Arrive Mpls/St. Paul at 5:00 p.m. on
Republic #455
Hotel: Sheraton Kensington
(918) 493-7000

TORONTO (Game — 9/3, 6:30 p.m. EDT)

Depart: Sun., 9/2 Republic #580 at 11:10 a.m.
Arrive Toronto at 3:05 p.m. (EDT)
Return: Tues., 9/4 Republic #563 at 8:00 a.m. (EDT)
Arrive Mpls/St. Paul at 10:25 a.m.
Hotel: Westin Hotel
(416) 869-3456

VANCOUVER (Game — 9/8, 7:30 p.m. PDT)

Depart: Fri., 9/7 United #273 at 4:04 p.m.
Arrive Vancouver at 8:34 p.m. on
United #743
Return: Sun., 9/9 United #726 at 6:50 a.m. (PDT)
Arrive Mpls/St. Paul at 3:08 p.m. on
United #288

1984 NASL Outdoor Schedule

Game	Day	Date	Opponents	Time
1	Saturday	May 5	Minnesota at Tampa Bay	8:00 PM
2	Saturday	May 12	Chicago at Minnesota	7:30 PM
3			San Diego at Vancouver	7:30 PM
4	Sunday	May 13	Tulsa at Toronto	3:00 PM
5			Tampa Bay at New York	3:00 PM
6	Friday	May 18	Vancouver at Tampa Bay	8:00 PM
7	Saturday	May 19	Minnesota at Chicago (C)	1:30 PM
8			Toronto at Tulsa	8:00 PM
9			San Diego at Golden Bay	8:00 PM
10	Sunday	May 20	Vancouver at New York	3:00 PM
11	Wednesday	May 23	Golden Bay at Vancouver	7:30 PM
12	Friday	May 25	Tulsa at Chicago (C)	8:00 PM
13	Saturday	May 26	New York at Tampa Bay	8:00 PM
14			Minnesota at San Diego	7:00 PM
15	Sunday	May 27	Chicago at Golden Bay	4:00 PM
16	Monday	May 28	Tampa Bay at Minnesota	7:00 PM
17	Friday	June 1	Chicago at Tampa Bay	8:00 PM
18	Sunday	June 3	Tampa Bay at Chicago (W)	1:30 PM
19			Minnesota at Toronto	3:00 PM
20			Golden Bay at San Diego	7:00 PM
21			Tulsa at Vancouver	7:30 PM
22	Friday	June 8	Golden Bay at Minnesota	7:30 PM
23	Saturday	June 9	Tampa Bay at Tulsa	8:00 PM
24	Sunday	June 10	San Diego at Toronto	3:00 PM
25			Chicago at New York	3:00 PM
26	Wednesday	June 13	San Diego at Chicago (C)	8:00 PM
27			New York at Golden Bay	8:00 PM
28	Friday	June 15	Vancouver at Tulsa	8:00 PM
29	Saturday	June 16	San Diego at Minnesota	7:00 PM
30	Sunday	June 17	Tulsa at Chicago (C)	1:30 PM
31			Toronto at New York	3:00 PM
32	Friday	June 22	New York at Chicago (C)	8:00 PM
33			Toronto at Tampa Bay	8:00 PM
34			Golden Bay at Tulsa	8:00 PM
35			Vancouver at San Diego	7:00 PM
36	Sunday	June 24	Tulsa at New York	3:00 PM
37			Chicago at Toronto	6:30 PM
38			Minnesota at Vancouver	7:30 PM
39	Wednesday	June 27	New York at Toronto	8:00 PM
40			Tulsa at San Diego	7:00 PM
41			Chicago at Vancouver	7:30 PM
42	Saturday	June 30	New York at Minnesota	7:30 PM
43			San Diego at Tulsa	8:00 PM
44			Tampa Bay at Golden Bay	8:00 PM
45	Sunday	July 1	Vancouver at Toronto	6:30 PM
46	Wednesday	July 4	Toronto at Chicago (W)	1:30 PM
47			Golden Bay at Tampa Bay	7:00 PM
48	Sunday	July 8	Tampa Bay at Toronto	6:30 PM
49			Tulsa at Golden Bay	4:00 PM
50			New York at Vancouver	7:30 PM
51	Wednesday	July 11	Chicago at Minnesota	7:30 PM
52			Tampa Bay at New York	9:00 PM
53			Vancouver at San Diego	7:00 PM
54			Toronto at Golden Bay	8:00 PM

Game	Day	Date	Opponents	Time
55	Saturday	July 14	New York at Tulsa	7:30 PM
56			Tampa Bay at San Diego	7:00 PM
57			Minnesota at Golden Bay	8:00 PM
58	Sunday	July 15	Toronto at Vancouver	7:30 PM
59	Wednesday	July 18	Vancouver at Toronto	8:00 PM
60			Minnesota at Tampa Bay	8:00 PM
61			Chicago at San Diego	7:00 PM
62	Saturday	July 21	Tulsa at Tampa Bay	8:00 PM
63			Vancouver at Minnesota	7:00 PM
64			Golden Bay at Chicago (C)	8:00 PM
65			Toronto at San Diego	7:00 PM
66	Wednesday	July 25	San Diego at New York	9:00 PM
67			Tulsa at Golden Bay	8:00 PM
68	Saturday	July 28	San Diego at Tampa Bay	8:00 PM
69			Minnesota at Tulsa	8:00 PM
70	Sunday	July 29	Golden Bay at New York	7:00 PM
71	Friday	August 3	San Diego at Minnesota	7:30 PM
72	Saturday	August 4	New York at Chicago (C)	8:00 PM
73	Wednesday	August 8	Golden Bay at Chicago (C)	8:00 PM
74	Friday	August 10	New York at Minnesota	7:30 PM
75	Sunday	August 12	Tampa Bay at San Diego	1:00 PM
76			Golden Bay at Toronto	6:30 PM
77			Chicago at Vancouver	9:00 PM
78	Wednesday	August 15	San Diego at New York	9:00 PM
79			Tampa Bay at Vancouver	7:30 PM
80	Thursday	August 16	Chicago at Tulsa	8:00 PM
81	Friday	August 17	Toronto at Minnesota	7:30 PM
82	Saturday	August 18	Tulsa at Tampa Bay	8:00 PM
83			Vancouver at Golden Bay	8:00 PM
84	Sunday	August 19	San Diego at Toronto	6:30 PM
85			Minnesota at New York	7:00 PM
86	Wednesday	August 22	Tulsa at Minnesota	7:30 PM
87			Toronto at Chicago (C)	8:00 PM
88			Golden Bay at Vancouver	7:30 PM
89	Saturday	August 25	Minnesota at Tulsa	8:00 PM
90			New York at San Diego	7:00 PM
91			Toronto at Golden Bay	8:00 PM
92	Sunday	August 26	Tampa Bay at Vancouver	7:30 PM
93	Wednesday	August 29	Vancouver at New York	8:00 PM
94			Golden Bay at Tampa Bay	8:00 PM
95			Chicago at San Diego	7:00 PM
96	Thursday	August 30	Toronto at Tulsa	8:00 PM
97	Saturday	Sept. 1	Golden Bay at Minnesota	7:30 PM
98			Tulsa at San Diego	7:00 PM
99	Monday	Sept. 3	Vancouver at Chicago (W)	1:30 PM
100			Minnesota at Toronto	6:30 PM
101			New York at Golden Bay	4:00 PM
102	Wednesday	Sept. 5	Toronto at New York	9:00 PM
103	Thursday	Sept. 6	Vancouver at Tulsa	8:00 PM
104	Friday	Sept. 7	Chicago at Tampa Bay	8:00 PM
105	Saturday	Sept. 8	New York at Tulsa	8:00 PM
106			Minnesota at Vancouver	7:30 PM
107			San Diego at Golden Bay	8:00 PM
108	Sunday	Sept. 9	Tampa Bay at Toronto	6:30 PM

C—Comiskey Park
W—Wrigley Field

Game Officials, 1984

Premier Referees (7)

Uniform #	Name
1	Gordon Arrowsmith, Scarborough, Ontario
2	Gino D'Ippolito, Yonkers, NY
3	Robert Evans, Dallas, TX
4	Toros Kibritjian, Monterey Park, CA
5	Dante Maglio, Burnaby, BC
6	William Maxwell, Geneseo, NY
7	David Socha, Ludlow, MA

Referees (26)

10	Majid Abotalebi, Los Alamitos, CA
11	Richard Barnes, Seattle, WA
12	Edward Bellion, Grapevine, TX
13	Angelo Bratsis, Holbrook, MA
15	Gus Constantine, Mamaroneck, NY
16	Dilvo DiPlacido, Framingham, MA
17	Tony Evangelista, Woodbridge, Ontario
18	Guy Fraiture, Potomac, MD
19	Feliks Fuksman, New York, NY
20	Peter H. Johnson, Alexandria, VA
22	Howard Krollfeifer, La Jolla, CA
23	Vincent Mauro, Arlington, MA
24	Robert Morgan, San Diego, CA
26	Manuel Ortiz, Garland, TX
27	David Roach, North Vancouver, BC
28	Heinz Wolmerath, Westminster, CA
29	Robert Allen, Vancouver, BC
31	William Bouwmeester, Chatham, Ontario
33	Ben Fusco, Roxboro, Quebec
35	Robert Heilmann, Brandon, FL
36	Alfred Kleinaitis, Willow Springs, IL
38	Jack Sander, Miami, FL
40	Derek Smith, King, Ontario
41	Brian Summersby, West Hill, Ontario
57	Gary Shugarts, Seattle, WA
59	Ulrich Strom, Hyattsville, MD

Supplementary Referees (7)

34	Jan Berghout, Mercer Island, WA
56	William Scofield, Siloam Springs, AR
72	Philip Bryan, Troy, MI
73	Terrance Campbell, Shaker Heights, OH
77	Helder Dias, New Bedford, MA
80	Neil West, Everett, WA
83	Julio Salas, King of Prussia, PA

QUICK QUIZ: What two current North American Soccer League teams have made the playoffs every year since their inception?

Answer: The Fort Lauderdale/Minnesota Strikers and the Tulsa Roughnecks.

Senior Linesman (21)

32	Donald Buslinger, Miami, FL
43	Jozsef Michna, Hollywood, FL
45	John Pozadzides, Garland, TX
46	Jose Reis, Brooklyn, NY
50	Janusz Rutkowski, Chicago, IL
54	Heinrich Schmid, St. Louis, MO
55	Robert Singer, Las Vegas, NV
58	Rod Smithson, Grand Rapids, MI
62	Willy van Dooijeweert, Arden Hills, MN
63	Arturo Angeles, Arcadia, CA
65	Christopher Bayley, Daytona Beach, FL
67	Glen Blue, Toms River, NJ
70	Rob Brown, Coquitlam, BC
71	David Brummitt, Langley, BC
74	Ivan Chabada, West Vancouver, BC
75	James Cooper, Decatur, GA
76	Jose Cortez, Chicago, IL
78	David Missell, Rochester, NY
82	Glenn Docherty, Vancouver, BC
96	Luis Macias, Los Angeles, CA
97	William Mansmann, Lawrenceville, NJ

Linesmen (13)

25	Jonathan Young, Renton, WA
30	Anatol Popovich, Rohnert Park, CA
42	Adrian Humphries, Claremont, CA
48	John Rick, Decatur, GA
51	Paul Nikol, Windsor, CA
52	Michael Saunders, Little Neck, NY
66	Francois Bernard, St. Jean-Sur-Richelieu, Quebec
79	Peter de Jong, Dollard des Ormeaux, Quebec
81	Peter Terrell, Naperville, IL
85	Luigi Melino, Toronto, Ontario
86	William Gardner, Cote St. Luc, Quebec
87	Juan Gonzalez, Fullerton, CA
93	H. Colby Jones, Dallas, TX



1983 NASL Scoring

Player, Team	GP	Min	SHS	F	C/E	PK/PKA	SO/SOA	G	A	TP
Cabanas, N.Y.	28	2481	125	64	6/0	1/1	0/0	25	16	66
Granitza, Chi.	29	2642	115	41	3/0	3/5	0/1	15	18	48
Zungul, G.B.	22	1739	84	24	1/0	1/4	0/0	16	15	47
Alonso, Chi.	27	2319	85	47	1/0	0/0	0/0	16	15	47
Deyna, S.D.	17	1647	84	4	1/0	2/2	1/2	15	16	46
Byrne, Tor.	29	2645	95	75	8/0	1/3	0/2	13	18	44
Bogicevic, N.Y.	30	2734	42	38	2/0	0/0	1/2	7	29	43
Cross, Van.	26	2301	112	88	1/0	0/0	0/0	19	4	42
Ingram, G.B.	25	2264	71	32	0/0	1/1	1/3	15	11	41
Moyers, N.Y.	30	2606	82	47	0/0	0/1	1/2	15	11	41
Romero, N.Y.	25	2242	92	24	1/0	1/1	1/1	10	21	41

1983 NASL Leading Goalkeepers*

Goalkeeper, Team	GP	Min.	SV	GA	SH	GAA
Tino Lettieri, Vancouver	28	2594	159	25	11	0.86
Jan Moller, Toronto	25	2353	88	33	5	1.26
Winston DuBose, Tulsa	30	2783	136	48	5	1.55
Hubert Birkenmeier, New York	25	2192	129	38	7	1.56
Bill Irwin, Golden Bay	29	2705	170	50	4	1.66
Paul Hammond, Team America	17	1560	106	30	3	1.73
Ed Gettemeier, Montreal	15	1371	78	27	4	1.77
Joe Corrigan, Seattle	29	2728	160	55	5	1.81
Volkmar Gross, San Diego	24	2327	147	49	5	1.90
Jan van Beveren, Ft. Lauderdale	30	2760	184	61	3	1.99
Victor Nogueira, Chicago	20	1814	120	48	2	2.43
Mike Hewitt, Montreal	15	1378	73	41	1	2.68

*Goalkeepers need 1,350 Minutes to qualify

1983 NASL League Standings

Eastern Division	GP	W	SW	L	SL	GF	GA	BP	TP
New York	30	22	(1)	8	(1)	87	49	64	194
Chicago	30	15	(0)	15	(1)	66	73	57	147
Toronto	30	16	(3)	14	(2)	51	48	45	135
Montreal	30	12	(0)	18	(2)	58	71	52	124

Southern Division

Tulsa	30	17	(2)	13	(1)	56	49	47	145
Ft. Lauderdale	30	14	(1)	16	(2)	60	63	54	136
Tampa Bay	30	7	(0)	23	(0)	48	87	41	83
Team America	30	10	(3)	20	(3)	33	54	25	79

Western Division

Vancouver	30	24	(4)	6	(1)	63	34	51	187
Golden Bay	30	20	(3)	10	(1)	71	54	55	169
Seattle	30	12	(2)	18	(4)	62	61	51	119
San Diego	30	11	(1)	19	(2)	53	65	42	106

Total Points—Win—6 Points, Shootout Win—4 Points, Loss—0 Points

Bonus Points: one point is awarded for each goal scored in regulation time, up to a maximum of 3 per team per game.

GP—Games Played

W—Won

SW—Shootouts Won

L—Lost

SL—Shootouts Lost

GF—Goals For

GA—Goals Against

BP—Bonus Points

TP—Total Points

1983 Playoff Results

First Round

Attendance

September 6 at New York—Montreal 4, New York 2	(17,202)
September 12 at Montreal—Montreal 1, New York 0 (SO)	(20,726)
September 6 at Tulsa—Tulsa 3, Fort Lauderdale 2	(7,826)
September 10 at Fort Lauderdale—Tulsa 4, Fort Lauderdale 2	(8,873)
September 7 at Golden Bay—Golden Bay 6, Chicago 1	(16,572)
September 12 at Chicago—Chicago 1, Golden Bay 0	(5,852)
September 14 at Golden Bay—Golden Bay 5, Chicago 2	(17,361)
September 8 at Vancouver—Vancouver 1, Toronto 0	(22,013)
September 12 at Toronto—Toronto 4, Vancouver 3	(7,958)
September 15 at Vancouver—Toronto 1, Vancouver 0	(24,545)

Semifinals

September 17 at Golden Bay—Toronto 1, Golden Bay 0 (SO)	(19,027)
September 22 at Toronto—Toronto 2, Golden Bay 0	(15,556)
September 18 at Tulsa—Tulsa 2, Montreal 1 (SO)	(10,625)
September 26 at Montreal—Montreal 1, Tulsa 0	(16,185)
September 28 at Tulsa—Tulsa 3, Montreal 0	(18,090)

Soccer Bowl-83

October 1 at B.C. Place Stadium, Vancouver, B.C., Canada	
Tulsa 2, Toronto 0	(60,051)
	(sell-out)



1984 NASL Alignment

Eastern Division

Chicago Sting
New York Cosmos
Tampa Bay Rowdies
Toronto Blizzard

Western Division

Golden Bay Earthquakes
Minnesota Strikers
San Diego Sockers
Tulsa Roughnecks
Vancouver Whitecaps

Each team will play all other teams in the league three times to complete a 24-game regular season schedule.

1984 NASL Standing Points System

Each team will be awarded six points for a win in regulation and overtime toward its NASL season standings. A team winning in the Shootout will receive four points. No points will be given for a loss. Winners and losers will receive one point in the standings for each goal scored during the regulation 90 minutes with a maximum of three such bonus points awarded per team per game. No bonus points will be awarded for goals scored in overtime or the Shootout.

Teams winning in regulation or overtime who score three or more goals in regulation time will receive the maximum nine points in the league standings. Losing teams can get no more than three points (for three or more goals) in the standings.

Playoff Structure

1984 Playoff Dates

September 10–September 23	Semi-Finals
September 24–October 7	Soccer Bowl Championship Series

Four teams will qualify for the playoffs—the two division champions and the next two teams with the most points, regardless of division. The division champions will retain the home-field advantage throughout the playoffs except when they play each other, in which case the division champion with the most points during regular season play will have home field advantage. Both the semi-final and Soccer Bowl Championship Series rounds will be best-of-three. The teams will be seeded in the semi-final round in the following manner:

Semi-Final Round Rankings

1. Division champion with the most points
 2. Division champion with the 2nd most points
 3. Wild Card with the most points
 4. Wild Card with the 2nd most points
-

Semi-Final Round Pairings

- 1 vs. 4
 - 2 vs. 3
-

Formula for Breaking Standing Ties for Playoff Positions

A seven-step procedure is used to determine the order of finish in regular season play if there are any ties that exist in the point totals as described above.

- a. Greatest number of points accrued by results only (i.e., no bonus points)
 - b. The greater goal difference (goals for minus goals against)
 - c. The most outright wins (i.e., no overtime or shootout wins)
 - d. The greater number of goals scored
 - e. Procedures a through c applied to road games only
 - f. Procedures a through c applied to home games only
 - g. Coin toss
-

NASL Tiebreaker Procedure/The Shootout

NASL games which are tied at the end of regulation play will be extended by 15 minutes of "sudden death" overtime (two 7½-minute periods). A flip of the coin will decide which team will kick off. The first team to score a goal wins the game.

If the game remains tied at the end of the second overtime period, the outcome will be decided by The Shootout, which involves players on each team challenging the opposing goalkeeper in a one-on-one competition.

Each team will take five chances in alternate order with the visiting team kicking first. The shooters will start with the ball on the 35-yard line and must take their shot within five seconds. Goalkeepers have no movement restrictions within the five-second period in accordance with normal rules of play. However, he cannot touch the ball with his hands outside the penalty area. Should he do so, a penalty kick will be awarded to the shooter. A penalty kick would also be awarded should the referee determine that he has fouled the shooter.

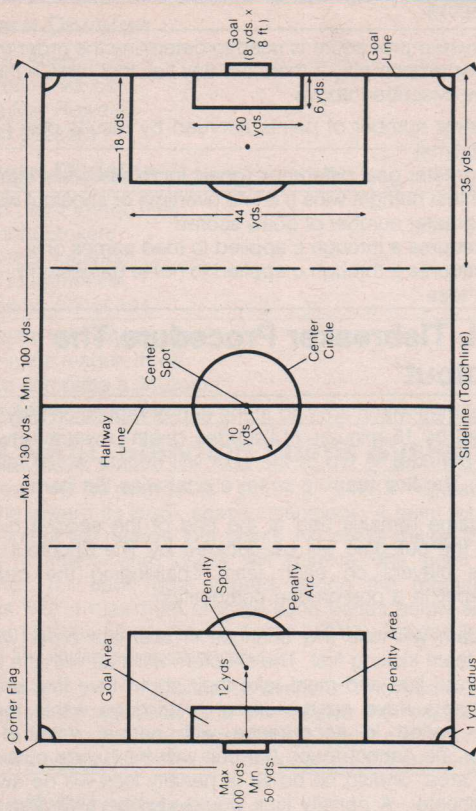
The team with the most goals at the end of the five kicks or the team that has achieved an insurmountable advantage, such as scoring on its first three kicks while their opponents miss their first three, will be declared the winner.

If the teams remain tied after the prescribed five attempts, they shall continue to take alternate kicks until one has scored more than the other after an equal number of attempts. Only players in the game at the end of the overtime period shall be eligible to take such kicks. Goalkeepers shall not take such kicks. No player may take a second kick until all other eligible members of his team have done so. For the second and any other subsequent rounds, the teams may revise the order of shooters.

QUICK QUIZ: At the start of the 1984 outdoor season, Striker forward Alan Willey's 114 goals was the highest of any active player in the history of the North American Soccer League. What superstar is ranked second with 112 goals?

Answer: Karl-Heinz Granitza of the Chicago Sting.

Condensed Rules of Soccer



Rule 1—The Field of Play. (Diagram above).

Rule 2—The Ball (NASL approved Ball—Wilson) circumference 27"–28", weight 14 oz.–16 oz.

Rule 3—Number of Players. Each team consists of 11 players, one of whom must be the goalkeeper. A maximum of two substitutes may be used.

Rule 4—Player Equipment. Consists of shirt, shorts, stockings and shoes. Goalkeeper must wear colors which distinguish him from the other players.

Rule 5—Referees. One referee is appointed for each match. He is responsible for control of the game and his decisions are final.

Rule 6—Linesmen. Two linesmen assist the referee by indicating offside, when the ball is out of play, which team is entitled to take a throw-in, and when the ball has passed over the goal line, whether it should be put back in play with a goal kick or a corner kick.

Rule 7—Duration of the Game. Two equal periods of 45 minutes unless otherwise agreed upon.

Note: See NASL Tiebreaker Procedure.

Rule 8—The Start of Play. The team that wins the coin-flip can either take the kickoff, or choose which end of the field it wishes to defend. Each team must stay on its own half of the field and the defending players must be at least 10 yards from the ball until it is kicked forward and has rolled its full circumference.

After a goal, the team scored upon will kick off. After halftime, the teams change ends and the kickoff will be taken by the opposite team to that which started the game. A goal cannot be scored directly from a kickoff.

Rule 9—Ball In and Out of Play. The ball is out of play when (a) it has wholly crossed the goal line or touchline, whether on the ground or in the air, or (b) when the game has been stopped by the referee.

Rule 10—Method of Scoring. A goal is scored when the whole of the ball has passed over the goal line, between the goal posts and under the cross bar.

Rule 11—Offside. A player is in an offside position if he is nearer to his opponents' goal line than the ball, unless:

- a) he is in his own half of the field of play, or
- b) there are at least two of his opponents nearer their own goal line than he is.

A player is only penalized for being in an offside position, if, at the moment the ball touches, or is played by, one of his team, he is, in the opinion of the referee:

- a) interfering with play or with an opponent, or
- b) seeking to gain an advantage by being in that position.

A player is not declared offside by the referee:

- a) merely because of his being in an offside position, or
- b) if he receives the ball, direct, from a goal-kick, a corner kick, a throw-in, or when it has been dropped by the referee.

If a player is declared offside, the referee awards an indirect free kick, which is taken by a player of the opposing team from the place where the infringement occurred, unless the offense is committed by a player in his opponents' goal area, in which case the free-kick is taken from a point anywhere within that half of the goal area in which the offense occurred.

Rule 12—Fouls and Misconduct. A player who intentionally attempts to, or actually: (a) kicks, (b) trips, (c) jumps at (d) charges violently, (e) charges from behind, (f) strikes or spits at (g) holds or (h) pushes an opponent, or (i) intentionally handles the ball is penalized by a direct free kick. Any one of these nine offenses committed in the penalty area by a defender results in the awarding of a penalty kick to the offensive team.

A player committing less flagrant violations such as offside, dangerous plays, obstruction or ungentlemanly conduct is penalized by an indirect free kick.

Rule 13—Free Kicks. Are classified into two categories: "Direct" (from which a goal can be scored directly against the offending side) and "Indirect" (from which a goal cannot be scored unless the ball has been touched by a player other than the kicker before entering the goal).

For all free kicks, the offending team must be at least 10 yards from the ball until it is kicked.

Rule 14—Penalty Kick. A direct free kick taken from the penalty spot. All players except the player taking the kick and the goalkeeper must stay outside the penalty area and at least 10 yards from the ball (hence the arc at edge of penalty area).

Goalkeepers are not permitted to move until the ball is kicked. The player taking the kick may not play the ball a second time until it has been touched by another player.

Rule 15—Throw in. When the ball has wholly crossed the touchline, it is put back into play by a throw in from the spot where it went out and by a player from the opposite team that touched it. A goal cannot be scored directly from a throw in.

Rule 16—Goal Kick. When the ball has wholly crossed the goal line after being last touched by a player from the attacking team, it is put back into play by a kick from the goal area by the defending team.

Rule 17—Corner Kick. When the ball has wholly crossed the goal line after being last touched by a player from the defending team, it is put back into play by the attacking team with a kick from the nearest corner arc.



Glossary of Soccer Terms

Center—to pass the ball—either in the air, or on the ground—from a wide position on the field into the penalty area.

Charging—forcing the opponent off balance legally by shoulder-to-shoulder contact.

Clear—a throw or kick by the goalkeeper or a kick or header by the defender in an attempt to get the ball away from the goal area.

Corner Kick—when the ball goes over the goal-line and was last played by a member of the defending team, it is the attacking team that puts it back into play with a kick from the corner arc at the base of the corner flag.

Cross—a center made in the air is often called a cross.

Defender—a player whose primary role is to prevent the opposition from scoring by neutralizing their attacking moves.

Dribble—a way of advancing the ball past defenders by a series of short taps with one foot or both feet.

Forward—primarily an attacking player whose responsibility is to create and score goals.

Goalkeeper—the last line of defense. The only player who can use his hands within the field of play. He can use his hands only within his team's penalty area.

Goal Kick—when the ball goes over the goal-line and was last played by a member of the attacking team, it is the defending team that puts it back into play with a kick from the line marking the goal area.

Half-Volley—kicking the ball just as it is rebounding off the ground.

Hands—illegal act of **intentionally** touching the ball with the hands or arms.

Heading—a method of scoring, passing and controlling the ball by making contact with the head.

Lob—a soft kick taken on the volley, lifting the ball over the heads of the opponents.

Marking—covering an opponent.

Midfielder—both an offensive and defensive player who is primarily responsible for linking the forwards and defenders.

Obstruction—the action of a defender who—though not attempting to play the ball himself—stands in, or moves into the path of an opponent who **is** trying to play the ball. It is illegal.

Overlap—the attacking play of a defender going down the touchline past his own winger.

Penalty Kick—when a team commits a major foul—e.g. tripping or hand ball—within its own penalty area, the referee awards a penalty kick to the opponents. The ball is placed on the penalty spot, 12 yards from the goal, and the kicker has a free shot at the goal, which is defended only by the goalkeeper, who is not allowed to move his feet until the moment the ball is struck. All other players must remain outside the penalty box until the kick is taken.

Save—the goalkeeper preventing a score by catching the ball or deflecting it away from the goal.

Screen—retaining possession and protecting the ball by keeping your body between the ball and opponent.

Glossary of Soccer Terms

Shootout—the tie-breaking procedure used in NASL games when teams are tied after playing two sudden-death overtime periods. It is a one-on-one situation between the kicker—who starts, with the ball, 35 yards out from the goal—and the opposing goalkeeper on his goal line. Both players can move wherever they like, and the kicker has five seconds in which to put the ball into the net. Teams take five alternating shootout attempts. The kicks shall be ended when one team has achieved an insurmountable advantage, such as scoring on its first three kicks while their opponents miss their first three. If the teams remain tied after the prescribed five attempts, they shall continue to take alternate kicks until one has scored more than the other after an equal number of attempts.

Sliding Tackle—attempting to take the ball away from the opponent by sliding, feet first toward the ball.

Striker—a central forward position in the team with a major responsibility for scoring goals.

Sweeper—a defender who roams either in front of or behind the defender line.

Tackling—attempting to or taking the ball away from an opponent when both players are playing the ball with their feet.

Trap—controlling the ball by means of the feet, thighs or chest.

Volley—kicking the ball while it is in flight.

Wall Pass—a pass to a teammate who gives a first-time, angled, return pass behind an opponent (give-and-go).

Wing—an area of the field near the touchline.

Winger—name given to the right and left outside forwards.

4-3-3—the player formation most used today (a goalkeeper, four defenders, three midfielders, three forwards).

4-4-2—most used alternative formation to the 4-3-3 (a goalkeeper, four defenders, four midfielders and two forwards).

4-2-4—more offensively oriented formation (a goalkeeper, four defenders, two midfielders, four forwards).



NOTES

NOTES

adidas®



**We make shoes,
too.**



1984 SCHEDULE



Saturday	April 21	NEW YORK COSMOS (Pre-Season)	7:30 pm
Saturday	May 5	at Tampa Bay Rowdies	7:00 pm
Saturday	May 12	CHICAGO STING (plus San Diego Chicken)	7:30 pm
Saturday	May 19	at Chicago Sting	1:30 pm
Wednesday	May 23	AJAX*	7:30 pm
Saturday	May 26	at San Diego Sockers	9:00 pm
Monday	May 28	TAMPA BAY ROWDIES (plus Beach Boys Concert)	7:00 pm
Sunday	June 3	at Toronto Blizzard	2:00 pm
Friday	June 8	GOLDEN BAY EARTHQUAKES	7:30 pm
Wednesday	June 13	GLASGOW RANGERS*	7:30 pm
Saturday	June 16	SAN DIEGO SOCKERS (plus Country/Western Concert)	7:00 pm
Sunday	June 24	at Vancouver Whitecaps	9:30 pm
Saturday	June 30	NEW YORK COSMOS	7:30 pm
Wednesday	July 11	CHICAGO STING	7:30 pm
Saturday	July 14	at Golden Bay Earthquakes	10:00 pm
Wednesday	July 18	at Tampa Bay Rowdies	7:00 pm
Saturday	July 21	VANCOUVER WHITECAPS (plus Fifties Concert with Chuck Berry, The Coasters, etc.!)	7:00 pm
Saturday	July 28	at Tulsa Roughnecks	8:00 pm
Friday	August 3	SAN DIEGO SOCKERS	7:30 pm
Friday	August 10	NEW YORK COSMOS	7:30 pm
Friday	August 17	TORONTO BLIZZARD	7:30 pm
Sunday	August 19	at New York Cosmos	6:00 pm
Wednesday	August 22	TULSA ROUGHNECKS	7:30 pm
Saturday	August 25	at Tulsa Roughnecks	8:00 pm
Saturday	Sept. 1	GOLDEN BAY EARTHQUAKES	7:30 pm
Monday	Sept. 3	at Toronto Blizzard	5:30 pm
Saturday	Sept. 8	at Vancouver Whitecaps	9:30 pm

All times Central

*International Game (a 3rd game will be added)